

# TEXAS

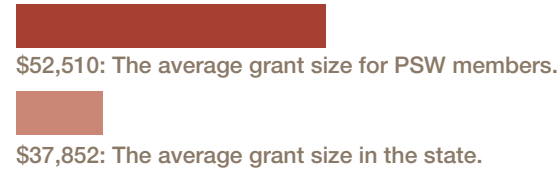
IN 2011, 3,096 FOUNDATIONS IN TEXAS GRANTED \$2,311,082,511.

IN COMPARISON TO 2009, THERE WAS AN 8.0% INCREASE IN THE DOLLARS GRANTED AND A 13.6% INCREASE IN THE ASSETS OF FOUNDATIONS ACROSS THE STATE. THE AVERAGE GRANT SIZE IN 2011 WAS \$37,852.<sup>3</sup>

TOTAL NUMBER OF GRANTS  
Table TX 1.4: Total number of Texas grants<sup>10</sup>



AVERAGE GRANT SIZE  
Table TX 1.5: Comparison of state versus PSW members



2 TOTAL ASSETS OF THE TOP 20 FOUNDATIONS: \$10,971,130,545

Table TX 2.1

Amon G. Carter Foundation	Fort Worth	TX
Brown Foundation	Houston	TX
Burnett Foundation	Fort Worth	TX
Communities Foundation of Texas	Dallas	TX
Cullen Foundation	Houston	TX
George Foundation	Richmond	TX
Greater Houston Community Foundation	Houston	TX
Houston Endowment	Houston	TX
Kronkosky Charitable Foundation	San Antonio	TX
Laura and John Arnold Foundation	Houston	TX
Mays Family Foundation	San Antonio	TX
Meadows Foundation	Dallas	TX
Michael and Susan Dell Foundation	Austin	TX
Moody Foundation	Galveston	TX
Rees-Jones Foundation	Dallas	TX
Robert A. Welch Foundation	Houston	TX
Robert J. Kleberg Jr. and Helen C. Kleberg Foundation	San Antonio	TX
Sid W. Richardson Foundation	Fort Worth	TX
T. L. L. Temple Foundation	Lufkin	TX
William Stamps Farish Fund	Houston	TX

<sup>3</sup> Researchers captured more than 88,000 grants paid by foundations in the data set, with a minimum grant size of \$2,500, totaling \$4.91 billion, or 96% of total contributions.

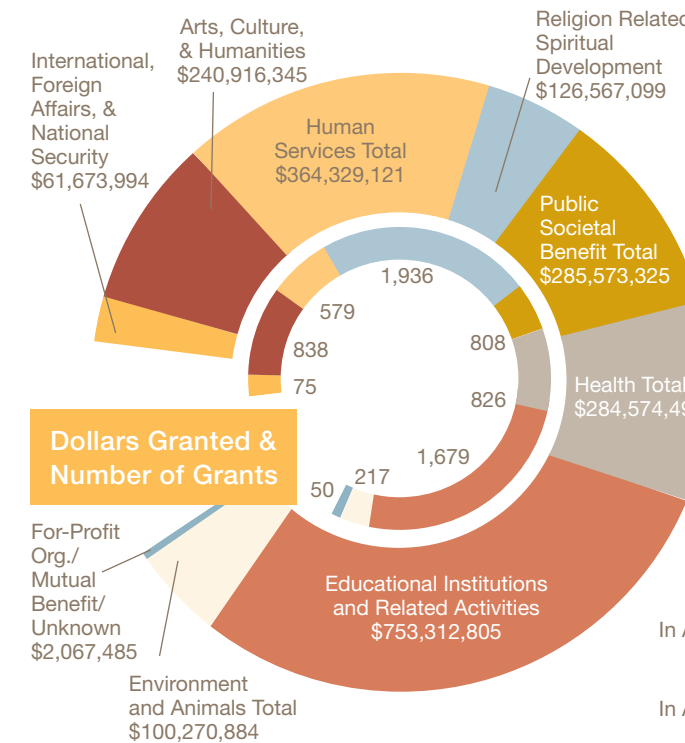
<sup>10</sup> In TX, 47,690 grants were captured, which represents 96% of the total number of grants made by foundations headquartered in TX.

TOTAL GIVING OF THE TOP 20 FOUNDATIONS: \$774,428,012

Table TX 2.2

Amon G. Carter Foundation	Fort Worth	TX
BP Foundation	Houston	TX
Brown Foundation	Houston	TX
Burnett Foundation	Fort Worth	TX
Communities Foundation of Texas	Dallas	TX
Dallas Foundation	Dallas	TX
ExxonMobil Foundation	Houston	TX
Greater Houston Community Foundation	Houston	TX
Hamon Charitable Foundation	Dallas	TX
Harold Simmons Foundation	Dallas	TX
Houston Endowment	Houston	TX
Laura and John Arnold Foundation	Houston	TX
Meadows Foundation	Dallas	TX
Michael and Susan Dell Foundation	Austin	TX
Moody Foundation	Galveston	TX
Perot Foundation	Plano	TX
Rees-Jones Foundation	Dallas	TX
Robert A. Welch Foundation	Houston	TX
T. L. L. Temple Foundation	Lufkin	TX
Valero Energy Foundation	San Antonio	TX

3 STATE ISSUE FOCUS BREAKOUT  
Table TX 3: Dollars Granted and Number of Grants by Area of Interest



4 FOUNDATION GIVING BY RECIPIENT METRO AREA  
Table TX 4: Dollar amount for each metro area

Distribution of Grants Across Metropolitan Statistical Area	Amount
Abilene	\$14,851,801
Amarillo	\$17,152,213
Austin-Round Rock-San Marcos	\$160,794,006
Beaumont Port Arthur	\$10,903,688
Brownsville-Harlingen	\$4,565,241
College Station-Bryan	\$35,208,564
Corpus Christi	\$14,550,788
Dallas-Fort Worth-Arlington	\$470,179,961
El Paso-Las Cruces	\$14,462,945
Houston-Sugar Land-Baytown	\$497,491,135
Killeen-Temple-Fort Hood	\$8,101,802
Laredo	\$9,974,457
Longview	\$3,186,801
Lubbock	\$27,510,833
McAllen-Edinburg-Mission	\$3,411,140
Midland	\$19,358,727
Odessa	\$4,080,741
San Angelo	\$11,274,189
San Antonio-New Braunfels	\$123,525,397
Sherman-Denison	\$3,580,532
Texarkana	\$3,374,353
Tyler	\$13,744,938
Victoria	\$4,824,769
Waco	\$13,133,349
Wichita Falls	\$14,962,535
Rural - No Metropolitan Statistical Area	\$88,144,540

5 URBAN VERSUS RURAL GIVING  
Table TX 5: Giving to urban versus rural communities



6 GIVING IN AND OUT OF STATE  
Table TX 6.1: % and dollar amount given in-state, out-of-state and intl.

Dist. of Grants	Amount	% of total dollars	% of total grants
In State	\$1,592,349,445	71.75%	75.94%
Out of State	\$464,092,085	20.91%	21.17%
Outside US	\$45,967,320	2.07%	0.70%

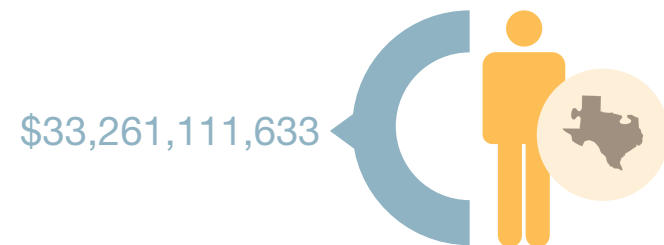
GIVING TO SOUTHWEST MEMBER STATES  
Table TX 6.2: Percent and dollar amount given to each recipient state

Amount	% of total dollars	% of total grants
1 \$6,073,715	0.27%	0.48%
2 \$13,219,094	0.60%	0.44%
3 \$20,949,564	0.94%	5.85%
4 \$13,726,558	0.62%	2.65%
5 \$587,862	0.03%	0.09%
6 \$8,028,506	0.36%	0.71%

I TOTAL NUMBER OF FOUNDATIONS  
Table TX 1.1: Total number of foundations in Texas



TOTAL ASSETS  
Table TX 1.2: Total amount of foundation assets in Texas



TOTAL DOLLARS GRANTED  
Table TX 1.3: Total number of dollars granted in Texas

