

*An Overview of Grantmaking*  
by Private and Community Foundations



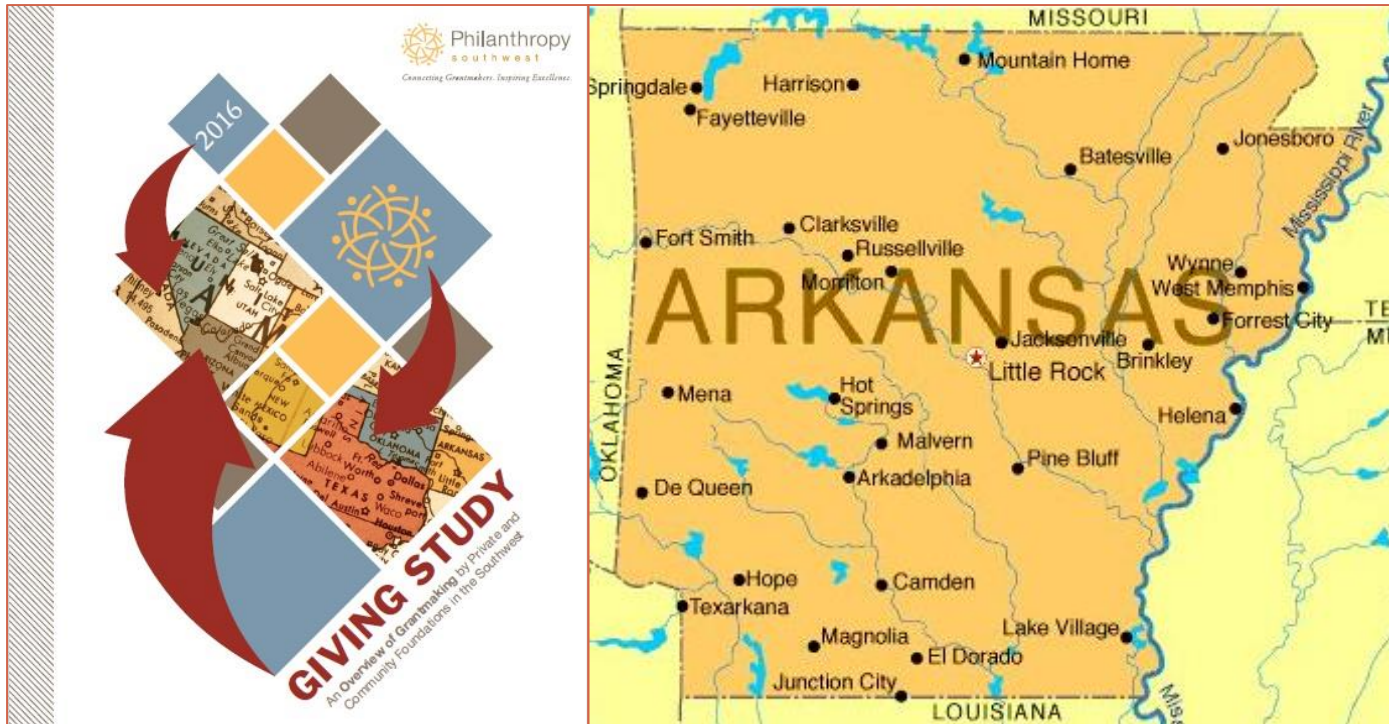
in Arkansas and the Southwest



*Connecting Grantmakers. Inspiring Excellence.*

University of Arkansas  
Clinton School of Public Service  
April 10, 2017

# Philanthropy Southwest's Third *Giving Study* Released in October 2016

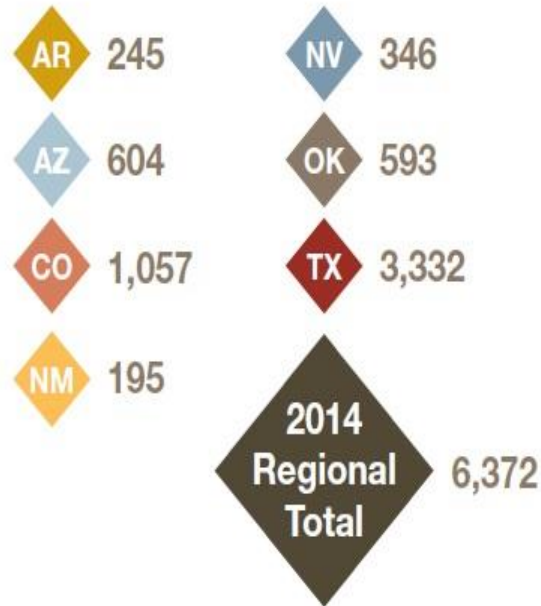


[philanthropysouthwest.org/resources/philanthropy-southwests-2016-giving-study](http://philanthropysouthwest.org/resources/philanthropy-southwests-2016-giving-study)

# The Data Set

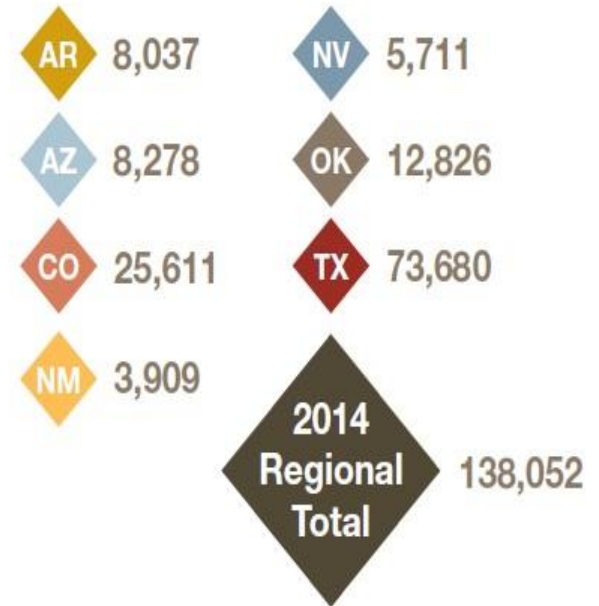


**Table A.1: Number of foundations in the region and states**

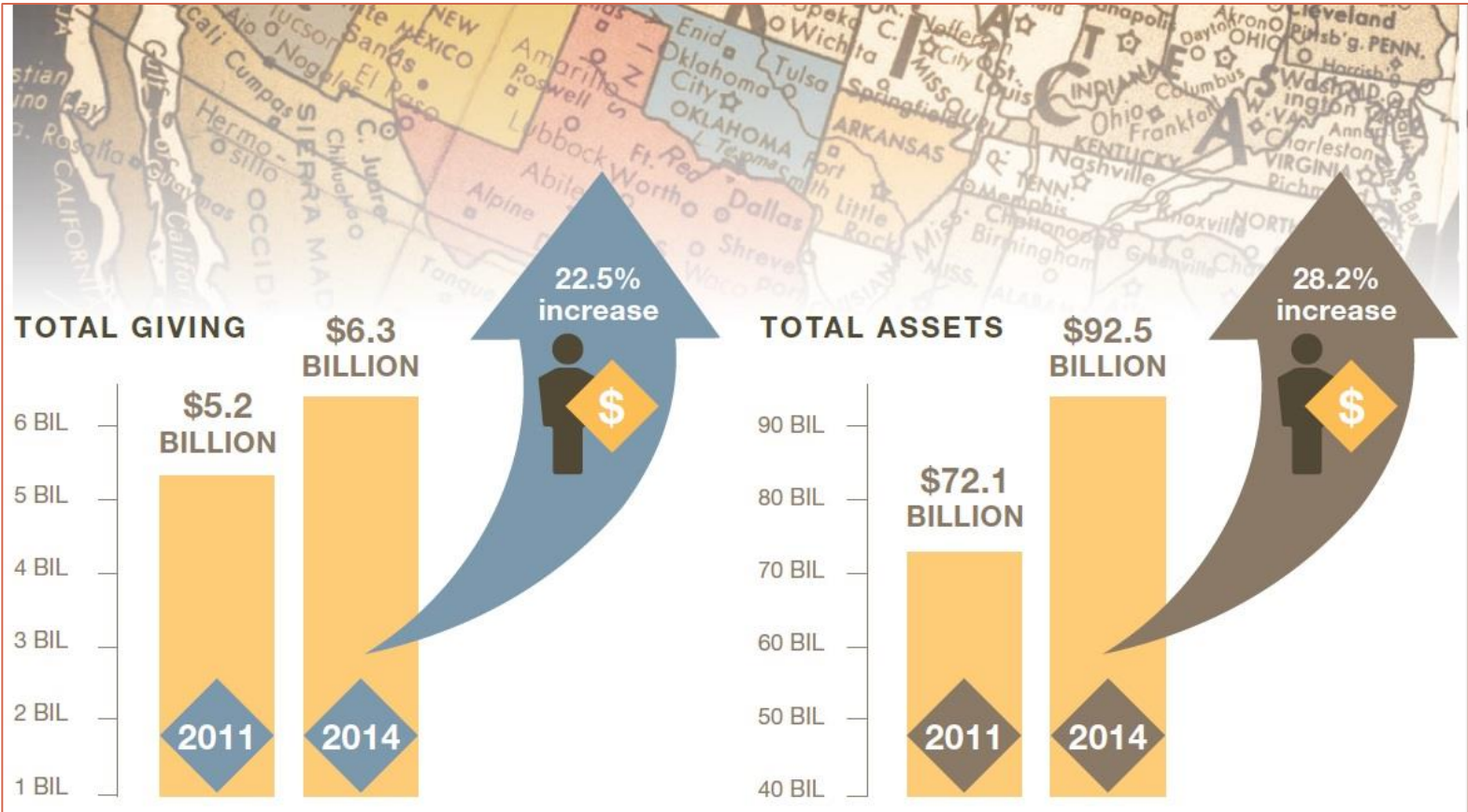


**16%**  
of grants made in the PSW Region were made by PSW members

**Table A.2: Number of foundation grants in the region and states**

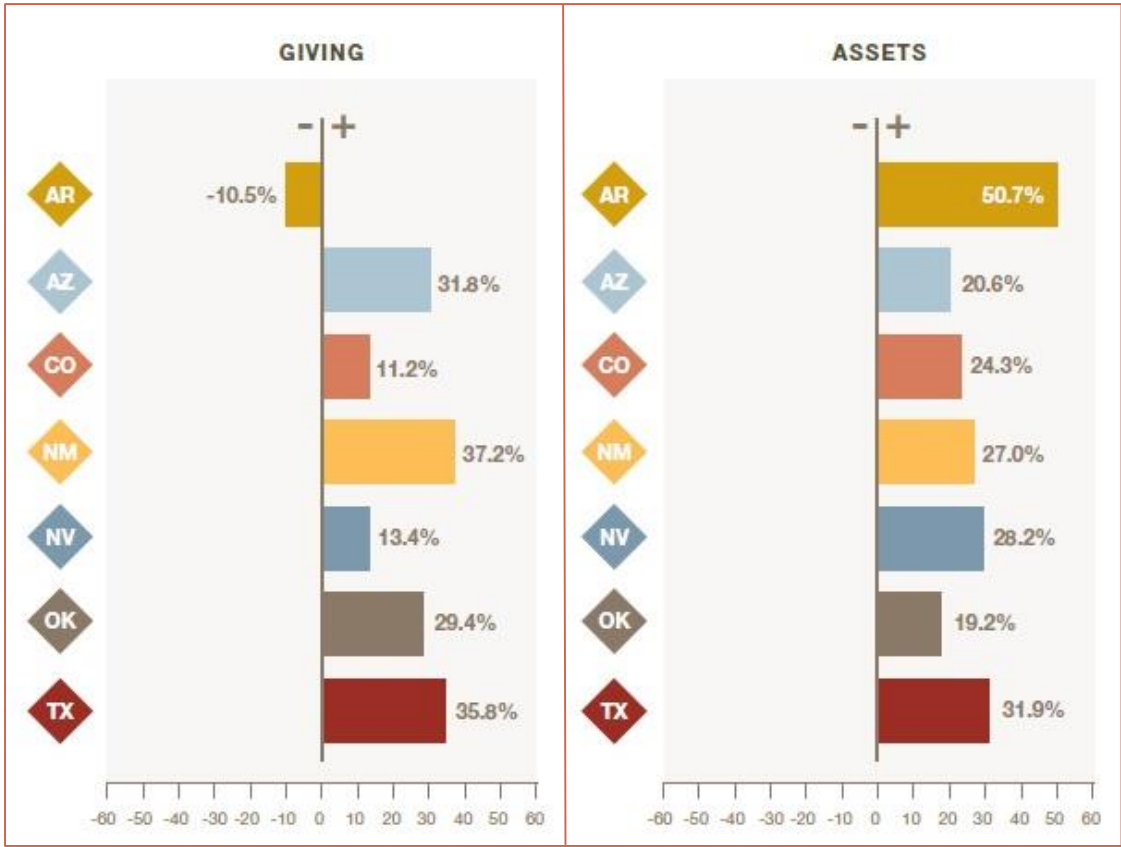


# Overall Trends



*Giving Study page 4*

# Giving and Assets – 2014 Comparisons to 2011



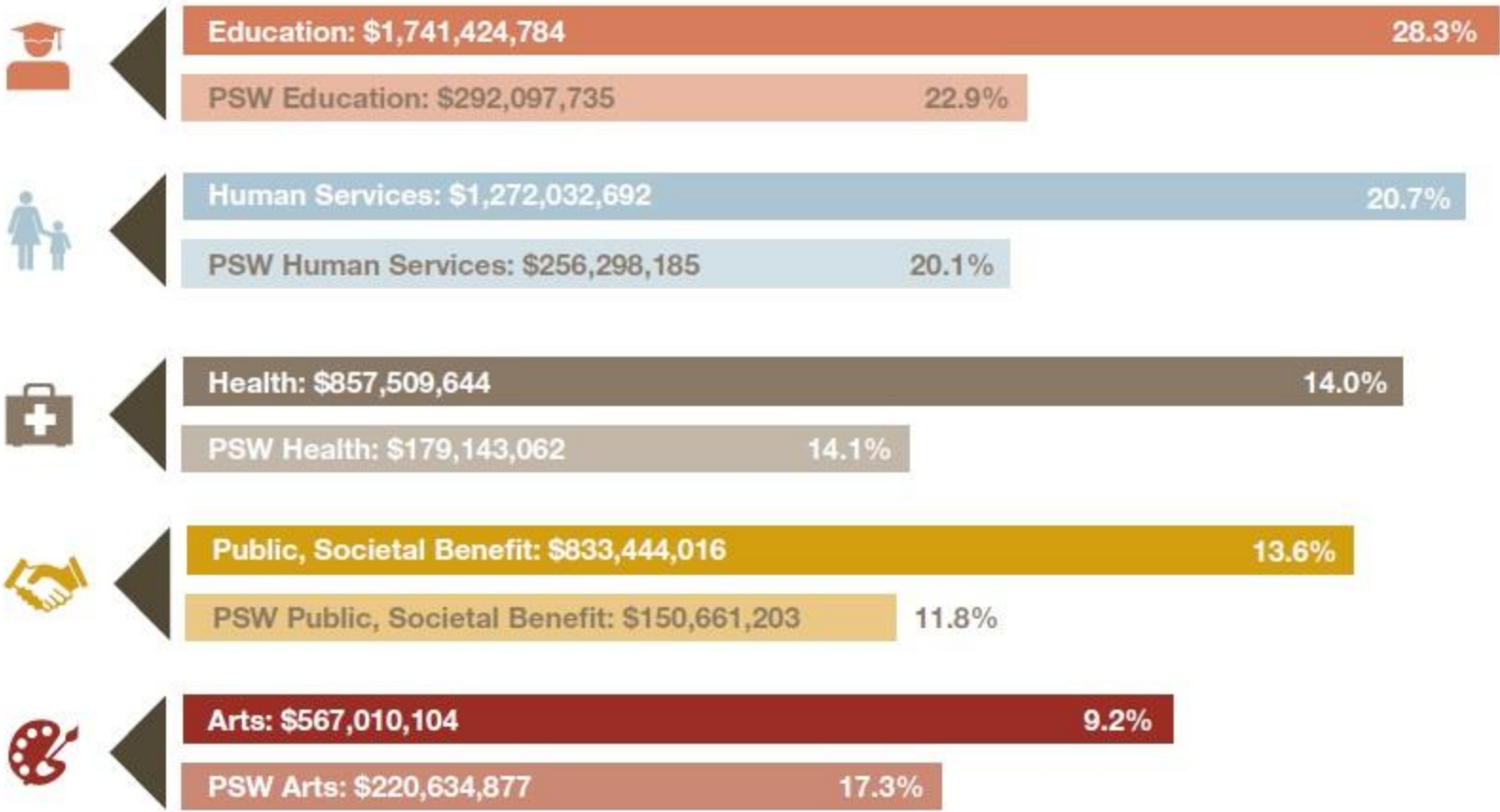
*Giving Study page 5*

# Trends 2014-2009



<b>Trends in Assets and Giving, 2014 Compared to 2009</b>						
	<b>ASSETS 2014</b>	<b>ASSETS 2009</b>	<b>% Change</b>	<b>GIVING 2014</b>	<b>GIVING 2009</b>	<b>% Change</b>
TOTAL	\$92,513,778,354	\$63,045,914,230	46.7%	\$6,336,838,298	\$4,379,813,887	44.7%
AR	\$4,764,001,842	\$3,608,903,525	32.0%	\$690,266,687	\$649,657,855	6.3%
AZ	\$4,324,363,857	\$3,320,999,224	30.2%	\$328,465,413	\$218,233,980	50.5%
CO	\$14,812,874,100	\$10,055,380,750	47.3%	\$816,428,015	\$614,158,880	32.9%
NM	\$1,728,866,217	\$1,198,013,823	44.3%	\$95,152,275	\$56,883,132	67.3%
NV	\$7,081,622,249	\$5,190,911,674	36.4%	\$508,188,535	\$354,919,585	43.2%
OK	\$15,352,857,755	\$10,211,517,125	50.3%	\$778,393,798	\$408,289,652	90.6%
TX	\$44,449,192,334	\$29,460,188,109	50.9%	\$3,119,943,575	\$2,077,670,803	50.2%

# Societal Issues Addressed



*Giving Study page 9*

# Societal Issues Addressed



*Giving Study page 9*



# Spotlight on Community Foundations



**Table G.2: Giving by Community Foundations by State in the PSW Region**

	2014	2011	CHANGE
AR	\$17,016,663	\$12,950,284	31.4%
AZ	\$42,034,207	\$33,339,429	26.1%
CO	\$160,660,149	\$110,954,122	44.8%
NM	\$18,432,866	\$14,385,834	28.1%
NV	\$14,741,963	\$13,851,694	6.4%
OK	\$325,151,387	\$120,622,481	169.6%
TX	\$383,947,080	\$249,831,567	53.7%
PSW Region	\$961,984,315	\$555,935,411	73.0%

**Table G.3: Assets of Community Foundations by State in the PSW Region**

	2014	2011	CHANGE
AR	\$290,339,294	\$182,476,075	59.1%
AZ	\$579,230,857	\$415,182,836	39.5%
CO	\$1,513,805,028	\$897,331,457	68.7%
NM	\$202,500,993	\$153,745,937	31.7%
NV	\$266,362,869	\$130,008,045	104.9%
OK	\$5,109,334,128	\$4,396,451,111	16.2%
TX	\$2,955,530,466	\$2,118,027,266	39.5%
PSW Region	\$10,917,103,635	\$8,293,222,727	31.6%

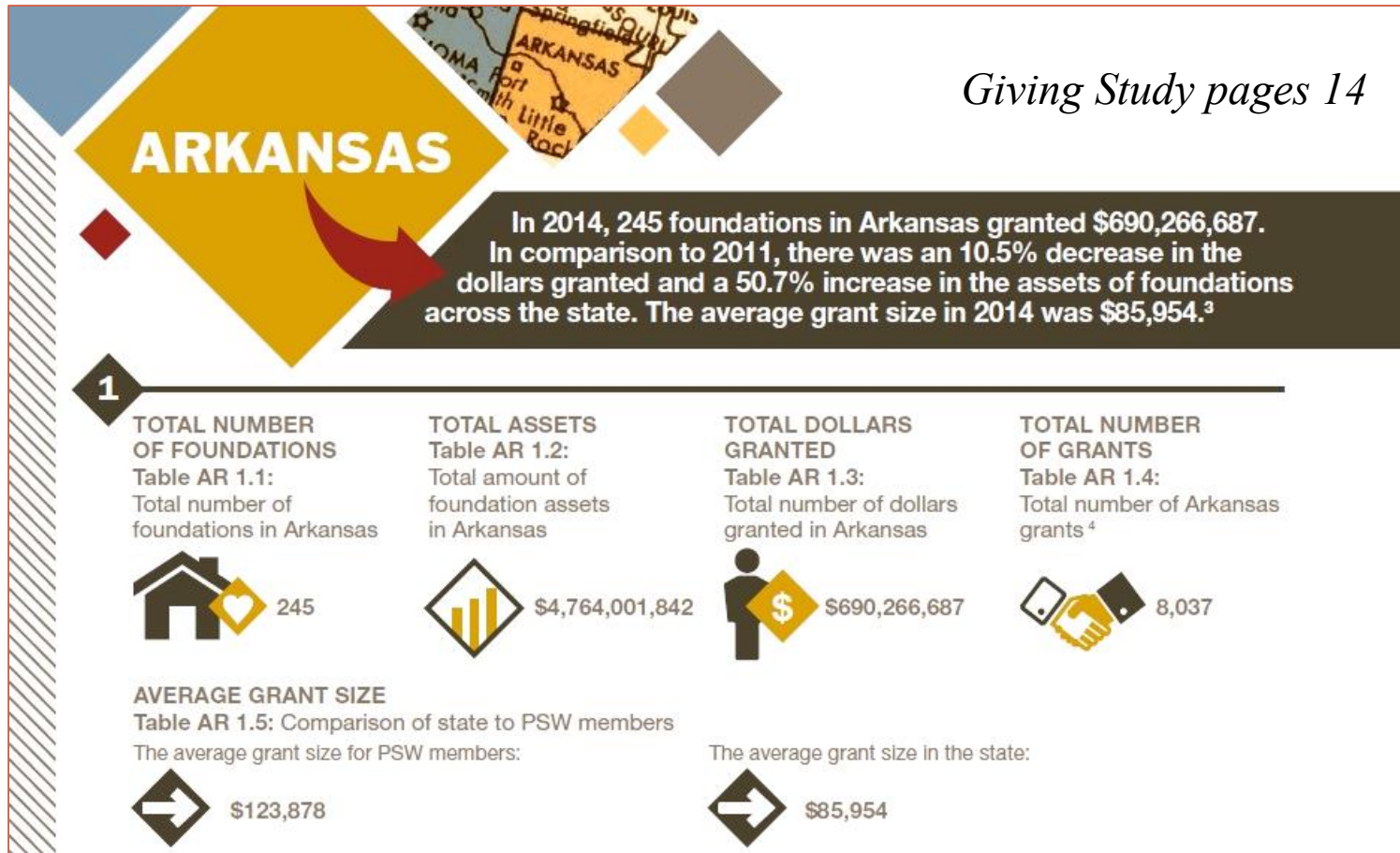


*Giving Study page 13*

# Arkansas Profile



*Giving Study pages 14*



# Foundations by County



COUNTY	# FDNS	ASSETS	GIVING
Benton	16	\$3,069,144,127	\$587,378,012
Pulaski	96	\$1,042,116,553	\$64,370,627
Clark	7	\$191,236,650	\$5,719,438
Washington	19	\$131,291,473	\$13,687,454
Union	8	\$120,309,749	\$7,317,459
Files outside AR	13	\$53,325,499	\$1,964,840
Sebastian	16	\$40,447,009	\$2,245,579
Jefferson	9	\$23,788,937	\$1,219,846
Arkansas	7	\$16,405,834	\$809,044
Baxter	7	\$9,879,798	\$603,069
Pike	2	\$9,777,217	\$381,288
Chicot	2	\$9,496,370	\$536,161
Pope	4	\$8,672,268	\$426,550
Miller	2	\$8,389,407	\$343,100
Desha	2	\$6,797,515	\$603,523
Montgomery	1	\$4,872,914	\$174,000

COUNTY	# FDNS	ASSETS	GIVING
Jackson	3	\$4,604,003	\$182,655
Garland	6	\$4,487,868	\$459,201
Faulkner	4	\$2,086,771	\$611,310
Carroll	1	\$1,418,310	\$265,000
Cleburne	1	\$955,385	\$58,500
Dallas	2	\$951,740	\$49,201
Craighead	3	\$870,814	\$272,567
Saline	2	\$670,787	\$128,523
Nevada	1	\$600,748	\$15,000
Ouachita	3	\$544,418	\$79,450
Columbia	1	\$297,580	\$16,750
Independence	2	\$252,814	\$85,250
Mississippi	2	\$237,857	\$138,250
Crittenden	1	\$36,780	\$111,970
Marion	1	\$30,944	\$6,320
Crawford	1	\$3,703	\$6,750
	<b>245</b>	<b>\$4,764,001,842</b>	<b>\$690,266,687</b>

# Top 20 Foundations



2

**TOTAL ASSETS OF THE TOP 20 FOUNDATIONS:**  
\$4,260,208,308 (in alphabetical order)

Table AR 2.1:

Arkansas Community Foundation, Inc.	Little Rock	AR
Blue & You Foundation for a Healthier Arkansas	Little Rock	AR
Charles A. Frueauff Foundation	Little Rock	AR
Charles M. and Joan Taylor Foundation	Little Rock	AR
El Dorado Promise	El Dorado	AR
Endeavor Foundation	Springdale	AR
Ferguson Family Baptist Missionary and Educational Foundation	Arkadelphia	AR
Horace C. Cabe Foundation	Gurdon	AR
Jesus Fund	Little Rock	AR
Murphy Foundation	El Dorado	AR
Ross Foundation	Arkadelphia	AR
Schmieding Foundation	Springdale	AR
Soderquist Family Foundation	Oak Park	IL
Tyson Family Foundation	Springdale	AR
Wal-Mart Foundation	Bentonville	AR
Walton Family Foundation	Bentonville	AR
Willard and Pat Walker Charitable Foundation	Fayetteville	AR
Windgate Charitable Trust	Siloam Springs	AR
Winthrop Rockefeller Foundation	Little Rock	AR
Winthrop Rockefeller Trust	Little Rock	AR

**TOTAL GRANTS PAID BY THE TOP 20 FOUNDATIONS:** \$657,328,511 (in alphabetical order)

Table AR 2.2:

Arkansas Community Foundation, Inc.	Little Rock	AR
Blue & You Foundation for a Healthier Arkansas	Little Rock	AR
Charles A. Frueauff Foundation	Little Rock	AR
Charles M. and Joan Taylor Foundation	Little Rock	AR
Delta Dental of Arkansas Foundation	Sherwood	AR
El Dorado Promise	El Dorado	AR
Endeavor Foundation	Springdale	AR
Ferguson Family Baptist Missionary and Educational Foundation	Arkadelphia	AR
Harvey and Bernice Jones Charitable Trust	Springdale	AR
Horace C. Cabe Foundation	Gurdon	AR
Jesus Fund	Little Rock	AR
Murphy Foundation	El Dorado	AR
Schmieding Foundation	Springdale	AR
Tyson Family Foundation	Springdale	AR
Wal-Mart Foundation	Bentonville	AR
Walton Family Foundation	Bentonville	AR
Willard and Pat Walker Charitable Foundation	Fayetteville	AR
Windgate Charitable Trust	Siloam Springs	AR
Winthrop Rockefeller Foundation	Little Rock	AR
Winthrop Rockefeller Trust	Little Rock	AR

*Giving Study pages 14*

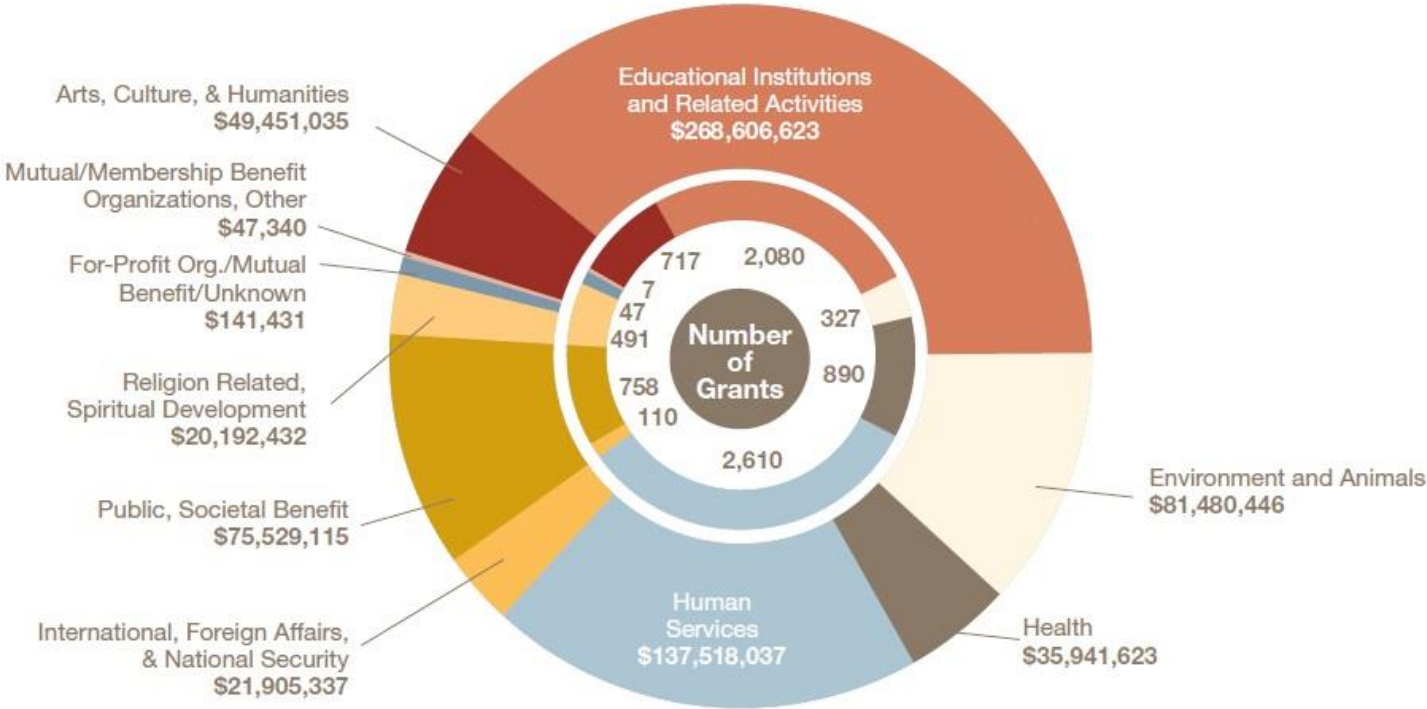
# Societal Issues Addressed



**3**

## STATE ISSUE FOCUS BREAKDOWN

Table AR 3: Dollars granted and number of grants by area of interest



*Giving Study pages 15*

# Geography of Giving



## F | GEOGRAPHY OF GIVING

64% of giving in the Philanthropy Southwest Region went to the home state of the foundation. Two-thirds of giving from foundations in the southwest stayed in the southwest.

Table F.1: Break out of giving in-state, in other states, in the Southwest region, and internationally



*Giving Study page 12*

# Geography of Giving



4

**FOUNDATION GIVING BY RECIPIENT METRO AREA: Table AR 4:** Dollar amount for each metro area

Metropolitan Area	# of Grants	Total Giving
Fayetteville - Springdale - Rogers	1,664	\$72,528,375
Little Rock - North Little Rock - Conway	1,589	\$52,408,927
Rural – No Metropolitan Statistical Area	861	\$27,551,677

Fort Smith	308	\$17,559,694
Hot Springs	164	\$5,203,728
Pine Bluff	83	\$2,141,645
Jonesboro	74	\$1,465,800
Texarkana	27	\$341,350
Memphis	7	\$84,281

5

**URBAN AND RURAL GIVING Table AR 5:** Giving to urban versus rural communities

**Urban**  
(Across Metropolitan Statistical Area)

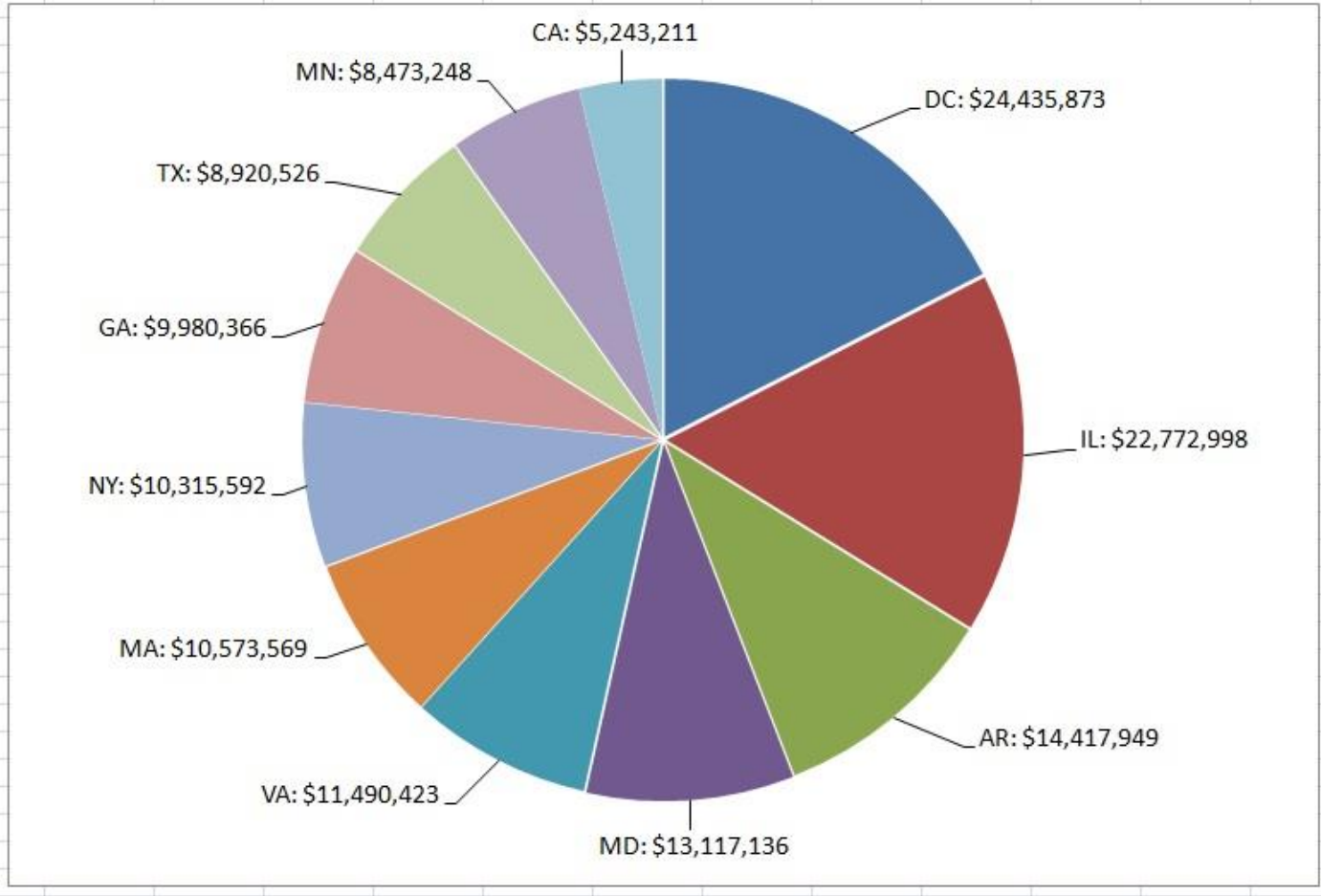


**Rural**  
(No Metropolitan Statistical Area)



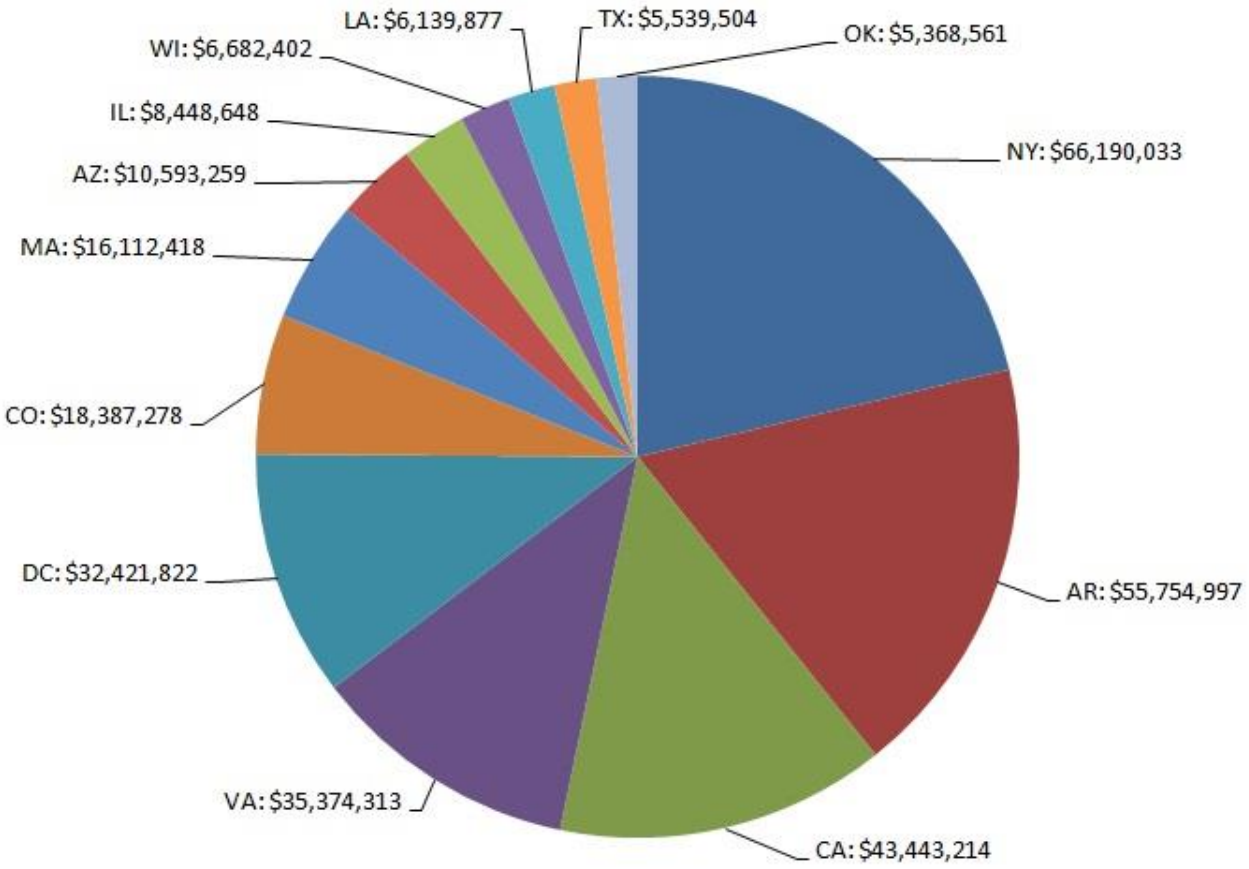
*Giving Study pages 15*

# Wal-Mart Foundation Out of State Distribution of Grants





# Walton Family Foundation Out of State Distribution of Grants

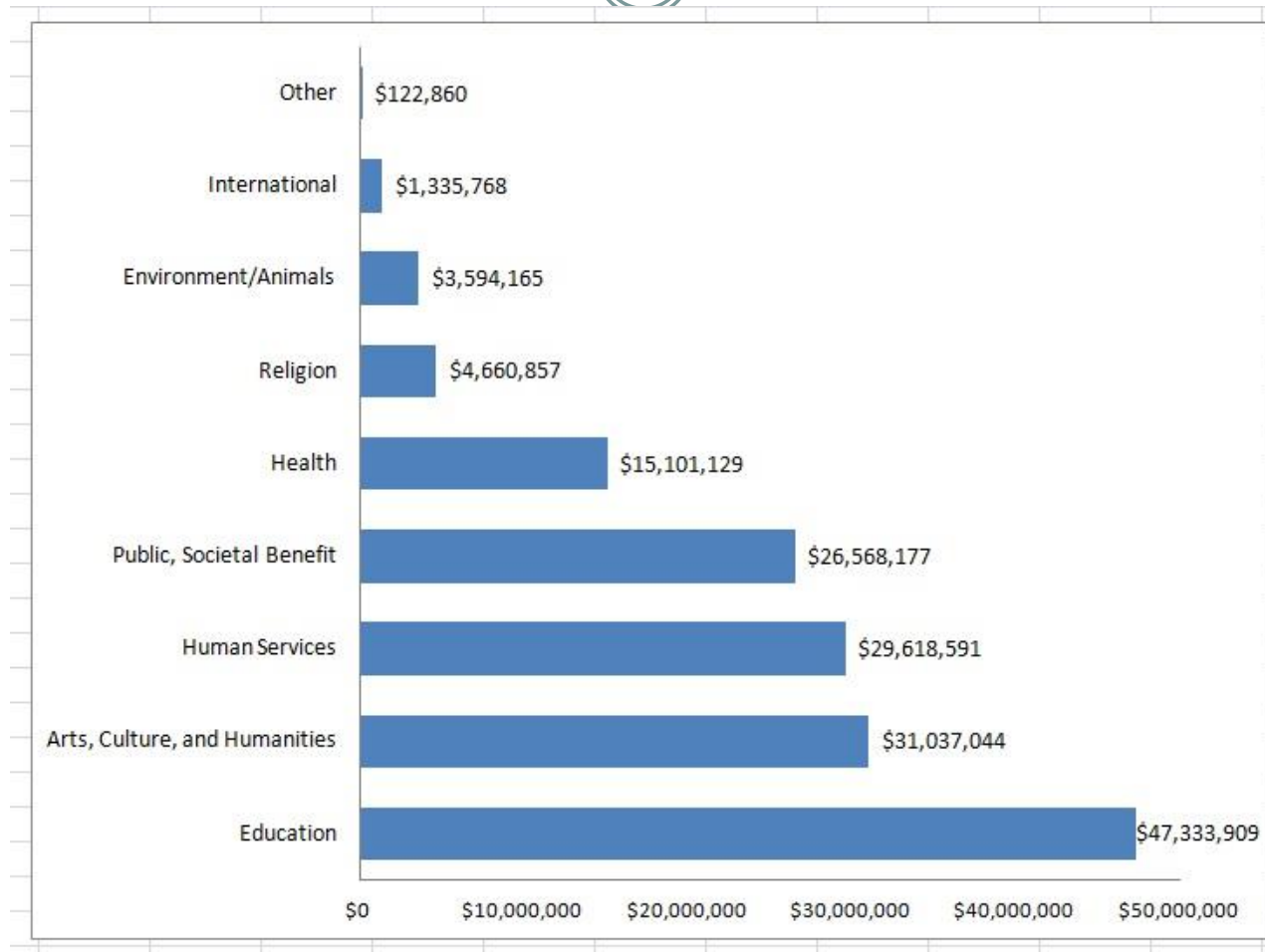


# Foundations Contributing \$1 million or more in Arkansas



Foundation	Giving in Arkansas 2014
Walton Family Foundation	\$55,754,997
Windgate Charitable Trust	\$20,835,726
Wal-Mart Foundation	\$14,417,949
Arkansas Community Foundation, Inc.	\$10,894,691
Winthrop Rockefeller Trust	\$5,840,574
Willard and Pat Walker Charitable Foundation	\$4,622,563
Winthrop Rockefeller Foundation	\$3,232,070
Harvey and Bernice Jones Charitable Trust	\$2,975,049
Jesus Fund	\$2,308,550
Tyson Family Foundation	\$2,256,000
Blue & You Foundation for a Healthier Arkansas	\$2,188,692
Delta Dental of Arkansas Foundation	\$2,139,172
Murphy Foundation	\$2,052,652
D. E. Smith Charitable Trust	\$1,657,353
Endeavor Foundation	\$1,351,516
Charles A. Frueauff Foundation	\$1,292,000
Schmieding Foundation	\$1,168,150

# Societal Issues Addressed in Arkansas



# Arkansas Foundations by Giving Range



Giving Range	# Fdns. in Range	% in Range	Total Assets	% of Assets	Total Giving	% of Giving
\$5 million or more	6	2.4%	\$3,532,551,560	74.2%	\$619,485,362	89.7%
\$1 million to \$4.9 million	14	5.7%	\$614,939,065	12.9%	\$37,843,149	5.5%
\$500,000 to \$999,999	15	6.1%	\$232,065,984	4.9%	\$10,385,139	1.5%
\$250,000 to \$499,000	30	12.2%	\$172,425,427	3.6%	\$10,485,846	1.5%
\$100,000 to \$249,000	43	17.6%	\$99,516,071	2.1%	\$6,522,936	0.9%
\$50,000 to \$99,999	49	20.0%	\$62,258,718	1.3%	\$3,415,926	0.5%
\$25,000 to \$49,000	43	17.6%	\$28,426,503	0.6%	\$1,527,352	0.2%
Less than \$25,000	45	18.4%	\$21,818,514	0.5%	\$600,977	0.1%
<b>TOTAL</b>	<b>245</b>	<b>100.0%</b>	<b>\$4,764,001,842</b>	<b>100.0%</b>	<b>\$690,266,687</b>	<b>100.0%</b>

# Arkansas Foundations by Asset Range



Asset Range	# Fdns. in Range	% in Range	Total Assets	% of Assets	Total Giving	% of Giving
\$50 million or more	10	4.1%	\$3,962,526,473	83.2%	\$468,285,052	67.8%
\$10 million to \$49.9 million	19	7.8%	\$431,649,877	9.1%	\$190,026,379	27.5%
\$5 million to \$9.9 million	22	9.0%	\$154,977,097	3.3%	\$10,335,811	1.5%
\$1 million to \$4.9 million	82	33.5%	\$173,891,442	3.7%	\$11,102,956	1.6%
\$500,000 to \$999,999	38	15.5%	\$27,159,285	0.6%	\$2,525,413	0.4%
\$250,000 to \$499,999	26	10.6%	\$9,564,759	0.2%	\$2,032,228	0.3%
\$100,000 to \$249,999	19	7.8%	\$3,411,119	0.1%	\$1,027,336	0.1%
Less than \$100,000	29	11.8%	\$821,790	0.0%	\$4,931,512	0.7%
<b>TOTAL</b>	<b>245</b>	<b>100.0%</b>	<b>\$4,764,001,842</b>	<b>100.0%</b>	<b>\$690,266,687</b>	<b>100.0%</b>

“Life has taught us that **Love** does not consist of gazing at each other, but in looking outward **together** in the same direction.”

“Your task is not to foresee the future, but to enable it.”

~ *Antoine de Saint-Exupéry*

