

An Overview of Grantmaking by
Private and Community Foundations




**The Southwest, Colorado,
and Colorado Springs**



Connecting Grantmakers. Inspiring Excellence.

El Pomar Foundation
April 24, 2017

Philanthropy Southwest's Third *Giving Study* Released in October 2016

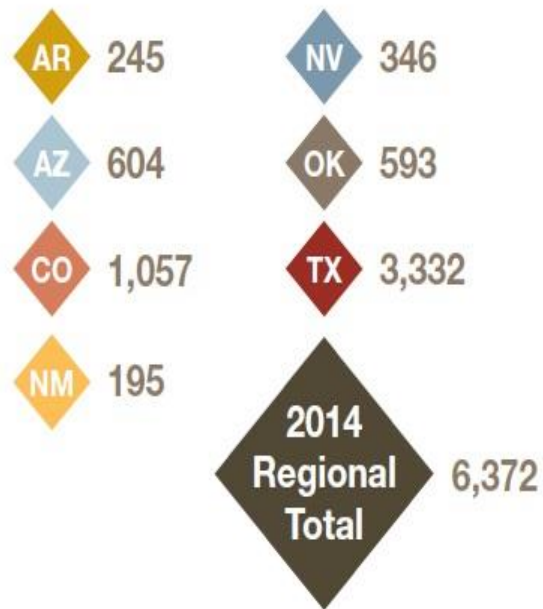


philanthropysouthwest.org/resources/philanthropy-southwests-2016-giving-study

The Data Set

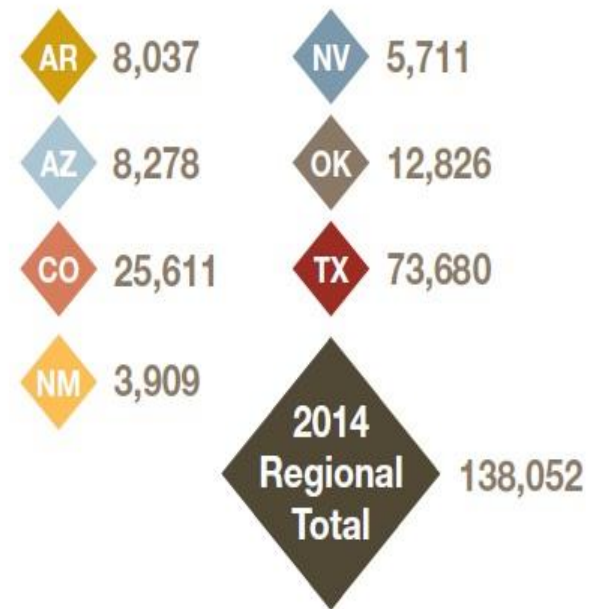


Table A.1: Number of foundations in the region and states

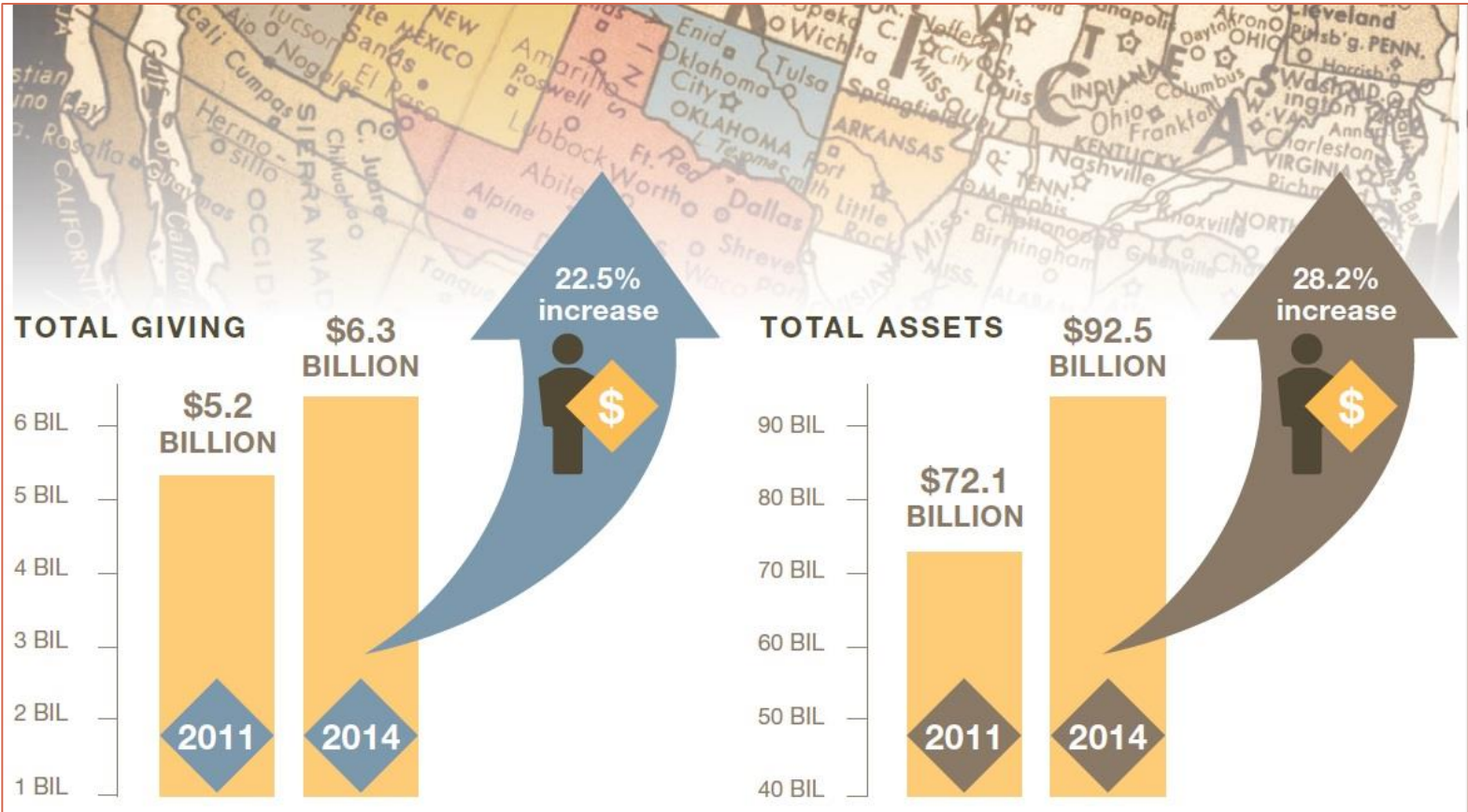


16%
of grants made in the PSW Region were made by PSW members

Table A.2: Number of foundation grants in the region and states



Overall Trends



Giving Study page 4

Societal Issues Addressed



Education: \$1,741,424,784 28.3%

PSW Education: \$292,097,735 22.9%



Human Services: \$1,272,032,692 20.7%

PSW Human Services: \$256,298,185 20.1%



Health: \$857,509,644 14.0%

PSW Health: \$179,143,062 14.1%



Public, Societal Benefit: \$833,444,016 13.6%

PSW Public, Societal Benefit: \$150,661,203 11.8%



Arts: \$567,010,104 9.2%

PSW Arts: \$220,634,877 17.3%

Giving Study page 9

Societal Issues Addressed



Giving Study page 9

Spotlight on Community Foundations



Table G.2: Giving by Community Foundations by State in the PSW Region

	2014	2011	CHANGE
AR	\$17,016,663	\$12,950,284	31.4%
AZ	\$42,034,207	\$33,339,429	26.1%
CO	\$160,660,149	\$110,954,122	44.8%
NM	\$18,432,866	\$14,385,834	28.1%
NV	\$14,741,963	\$13,851,694	6.4%
OK	\$325,151,387	\$120,622,481	169.6%
TX	\$383,947,080	\$249,831,567	53.7%
PSW Region	\$961,984,315	\$555,935,411	73.0%

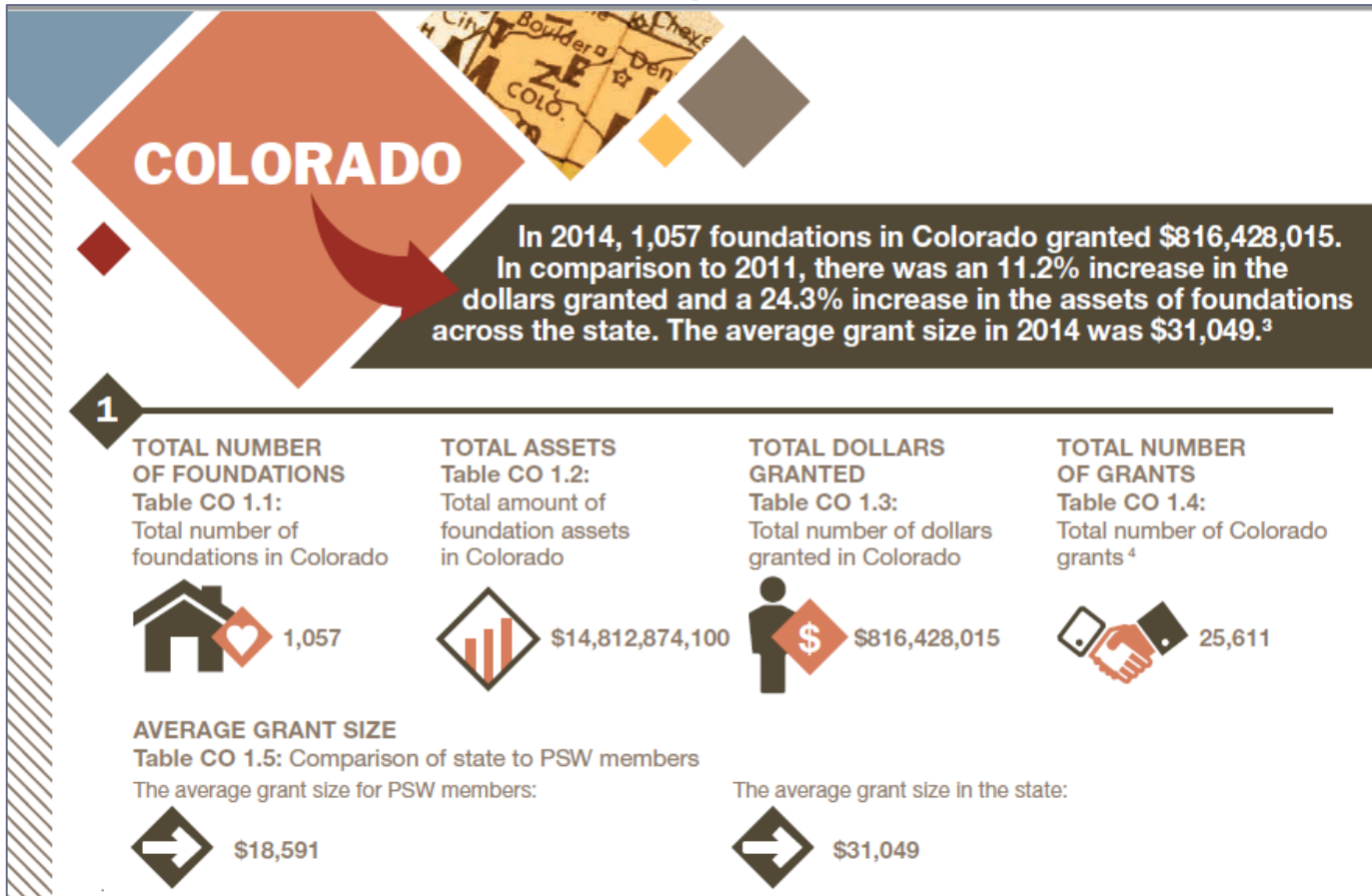
Table G.3: Assets of Community Foundations by State in the PSW Region

	2014	2011	CHANGE
AR	\$290,339,294	\$182,476,075	59.1%
AZ	\$579,230,857	\$415,182,836	39.5%
CO	\$1,513,805,028	\$897,331,457	68.7%
NM	\$202,500,993	\$153,745,937	31.7%
NV	\$266,362,869	\$130,008,045	104.9%
OK	\$5,109,334,128	\$4,396,451,111	16.2%
TX	\$2,955,530,466	\$2,118,027,266	39.5%
PSW Region	\$10,917,103,635	\$8,293,222,727	31.6%

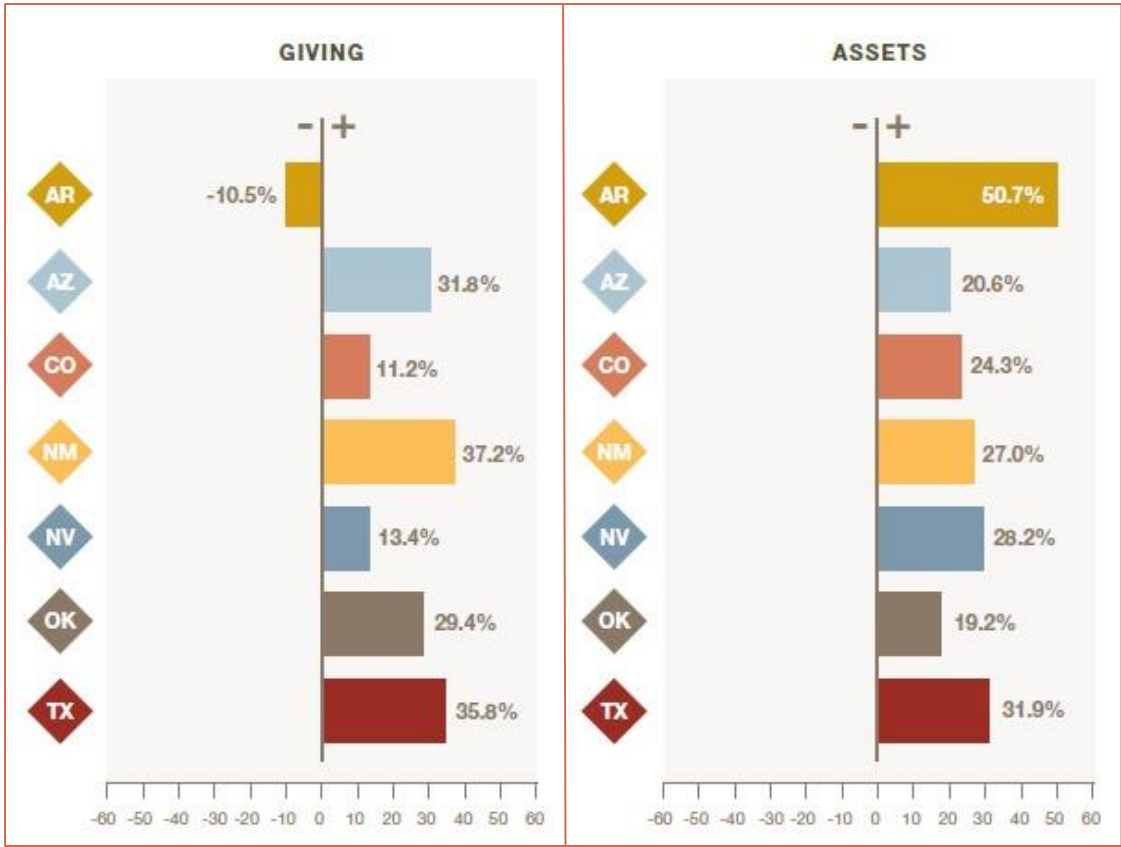


Giving Study page 13

Colorado Profile



Giving and Assets – 2014 Comparisons to 2011



Giving Study page 5

Trends 2014-2009



Trends in Assets and Giving, 2014 Compared to 2009

	ASSETS 2014	ASSETS 2009	% Change	GIVING 2014	GIVING 2009	% Change
TOTAL	\$92,513,778,354	\$63,045,914,230	46.7%	\$6,336,838,298	\$4,379,813,887	44.7%
AR	\$4,764,001,842	\$3,608,903,525	32.0%	\$690,266,687	\$649,657,855	6.3%
AZ	\$4,324,363,857	\$3,320,999,224	30.2%	\$328,465,413	\$218,233,980	50.5%
CO	\$14,812,874,100	\$10,055,380,750	47.3%	\$816,428,015	\$614,158,880	32.9%
NM	\$1,728,866,217	\$1,198,013,823	44.3%	\$95,152,275	\$56,883,132	67.3%
NV	\$7,081,622,249	\$5,190,911,674	36.4%	\$508,188,535	\$354,919,585	43.2%
OK	\$15,352,857,755	\$10,211,517,125	50.3%	\$778,393,798	\$408,289,652	90.6%
TX	\$44,449,192,334	\$29,460,188,109	50.9%	\$3,119,943,575	\$2,077,670,803	50.2%

Top 20 Foundations



Giving Study page 18

2

TOTAL ASSETS OF THE TOP 20 FOUNDATIONS:
\$9,676,282,140 (in alphabetical order)

Table CO 2.1:

Adolph Coors Foundation	Denver	CO
Anschutz Foundation	Denver	CO
Boettcher Foundation	Denver	CO
Colorado Health Foundation	Denver	CO
Colorado Trust	Denver	CO
Community First Foundation	Arvada	CO
Crowell Trust	Colorado Springs	CO
Daniels Fund	Denver	CO
Denver Foundation	Denver	CO
El Pomar Foundation	Colorado Springs	CO
Gates Family Foundation	Denver	CO
Gill Foundation	Denver	CO
Hadley and Marion Stuart Foundation	Longmont	CO
Helen K. and Arthur E. Johnson Foundation	Denver	CO
Malone Family Foundation	Englewood	CO
Malone Family Land Preservation Foundation	Englewood	CO
Morgridge Family Foundation	Wilmington	DE
Peter's Foundation	Golden	CO
Piton Investment Fund	Denver	CO
Temple Hoyne Buell Foundation	Denver	CO

TOTAL GRANTS PAID BY THE TOP 20 FOUNDATIONS: \$467,665,468 (in alphabetical order)

Table CO 2.2:

Anschutz Foundation	Denver	CO
Aspen Community Foundation	Aspen	CO
Avenir Foundation	Lakewood	CO
Boettcher Foundation	Denver	CO
Bohemian Foundation	Fort Collins	CO
Colorado Health Foundation	Denver	CO
Community First Foundation	Arvada	CO
Courtenay C. and Lucy Patten Davis Foundation	Denver	CO
Daniels Fund	Denver	CO
Denver Foundation	Denver	CO
El Pomar Foundation	Colorado Springs	CO
Gates Family Foundation	Denver	CO
George Lichter Family Foundation	Boulder	CO
Gill Foundation	Denver	CO
Hadley and Marion Stuart Foundation	Longmont	CO
Helen K. and Arthur E. Johnson Foundation	Denver	CO
Morgridge Family Foundation	Wilmington	DE
Piton Investment Fund	Denver	CO
Rose Community Foundation	Denver	CO
Temple Hoyne Buell Foundation	Denver	CO

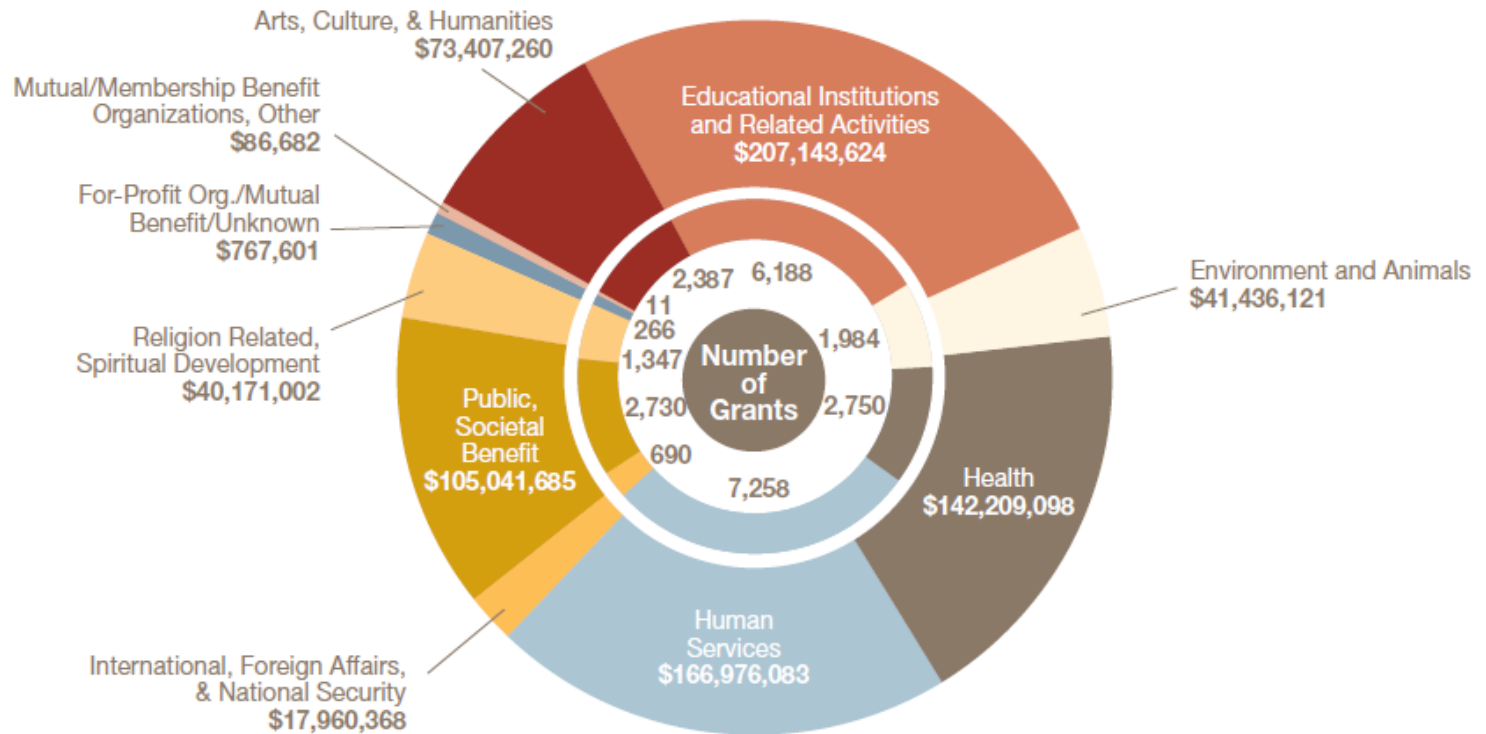
Societal Issues Addressed

Giving Study page 19

3

STATE ISSUE FOCUS BREAKDOWN

Table CO 3: Dollars granted and number of grants by area of interest



Geography of Giving



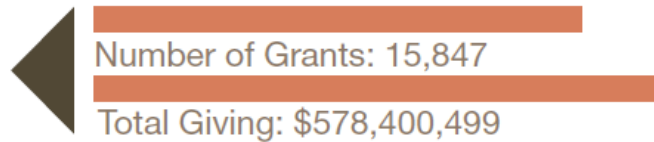
4 FOUNDATION GIVING BY RECIPIENT METRO AREA: Table CO 4: Dollar amount for each metro area

Metropolitan Area	# of Grants	Total Giving
Denver - Aurora - Lakewood	10,496	\$431,564,400
Rural – No Metropolitan Statistical Area	3,420	\$68,066,389
Boulder	1,673	\$55,907,581

Colorado Springs	1,811	\$43,327,950
Fort Collins - Loveland	904	\$26,433,219
Grand Junction	301	\$8,123,912
Greeley	364	\$7,365,245
Pueblo	298	\$5,678,192

5 URBAN AND RURAL GIVING: Table CO 5: Giving to urban versus rural communities

Urban
(Across Metropolitan Statistical Area)



Rural
(No Metropolitan Statistical Area)



Geography of Giving



6

GIVING IN AND OUT OF STATE, AND INTERNATIONALLY

Table CO 6.1: Grants given to each recipient area

Distribution of Grants	Number of Grants	Amount
In State	17,648	\$589,119,918
PSW States	1,064	\$25,841,554
Out of State	6,241	\$171,137,540
Outside US	56	\$1,277,154

GIVING TO SOUTHWEST MEMBER STATES

Table CO 6.2: Grants given to each recipient state

	Number of Grants	Amount
AR	34	\$371,743
AZ	202	\$3,937,095
NM	159	\$7,535,855
NV	51	\$755,930
OK	194	\$3,246,703
TX	424	\$9,994,228
Total	1,064	\$25,841,554

Giving Study page 19

Colorado Foundations by Giving Range



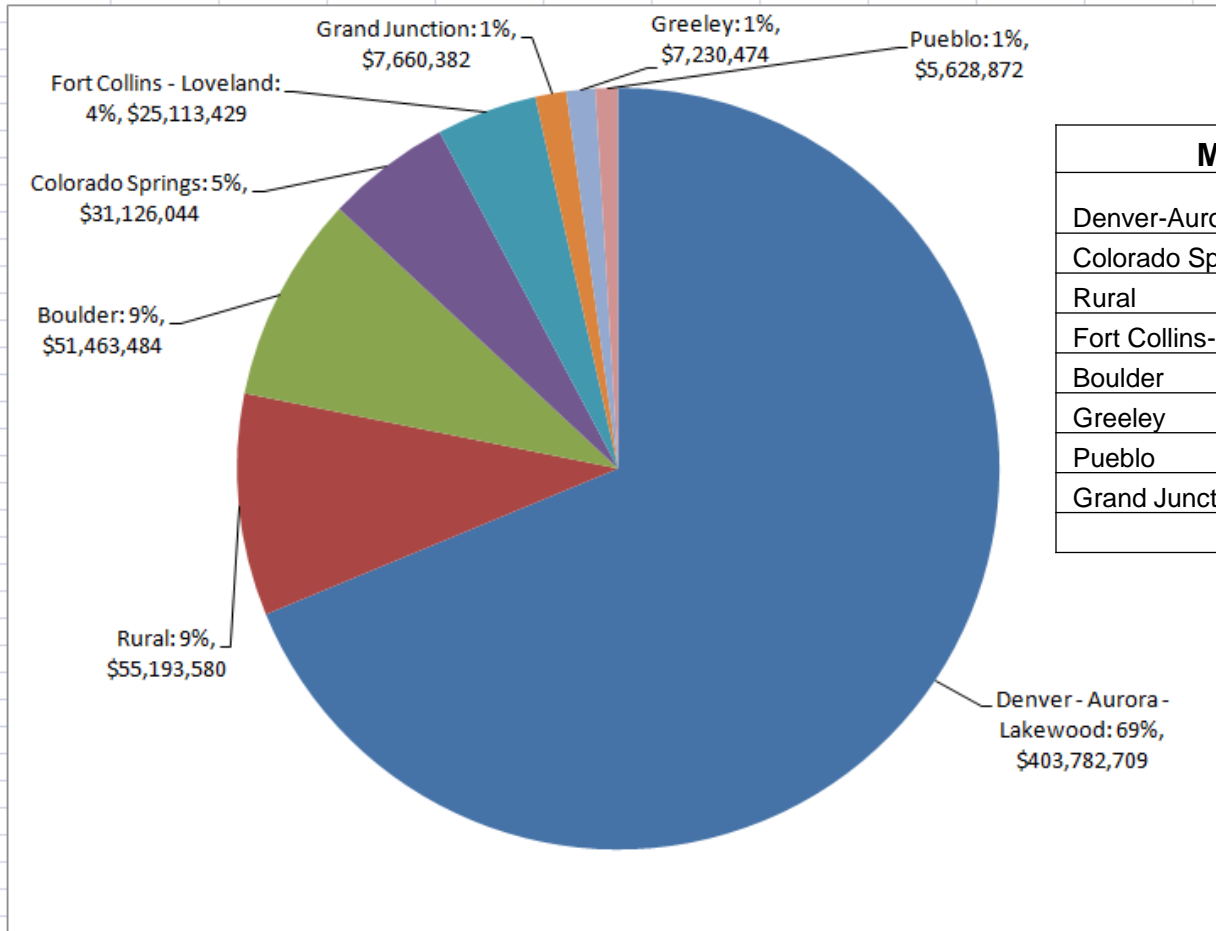
Giving Range	# Fdns. in Range	Percent in Range	Total Giving	Percent of Total Giving	Total Assets	Percent of Total Assets
\$5 million or more	30	2.8%	\$526,035,072	64.4%	\$9,892,096,809	66.8%
\$1 million to \$4.9 million	74	7.0%	\$148,244,026	18.2%	\$2,314,519,018	15.6%
\$500,000 to \$999,999	81	7.7%	\$54,317,260	6.7%	\$939,260,785	6.3%
\$250,000 to \$499,000	93	8.8%	\$33,572,060	4.1%	\$514,125,149	3.5%
\$100,000 to \$249,000	194	18.4%	\$30,768,098	3.8%	\$569,058,162	3.8%
\$50,000 to \$99,999	195	18.4%	\$13,990,616	1.7%	\$300,596,386	2.0%
\$25,000 to \$49,000	193	18.3%	\$6,930,966	0.8%	\$172,867,958	1.2%
Less than \$25,000	197	18.6%	\$2,569,917	0.3%	\$110,349,833	0.7%
TOTAL	1,057	100.0%	\$816,428,015	100.0%	\$14,812,874,100	100.0%

Where Colorado Foundations are Located



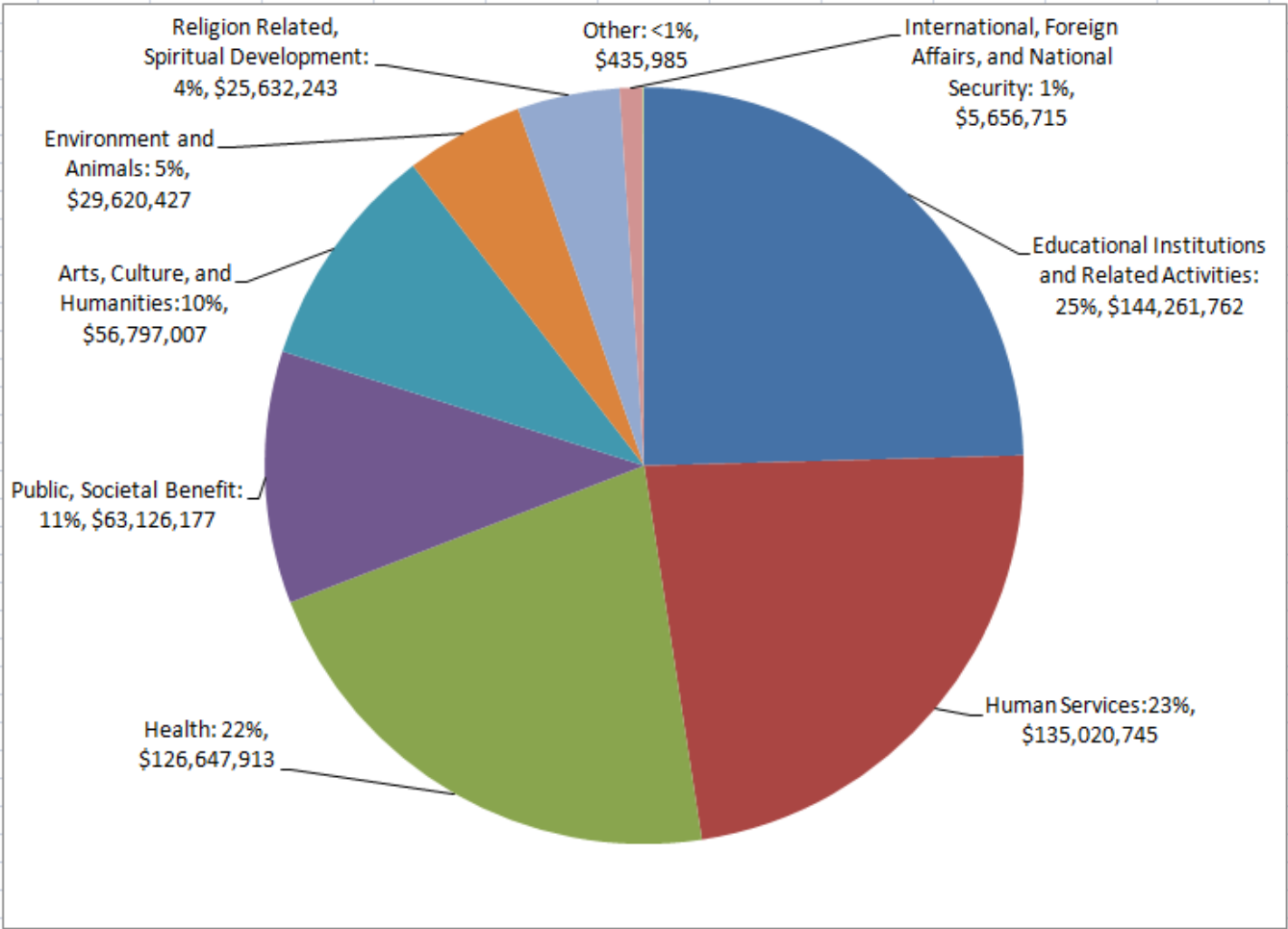
MSA	# of Fdns	Assets	% Assets	Contributions	% Contributions
Denver-Aurora-Lakewood	579	\$11,665,032,215	79%	\$611,451,956	75%
Rural	167	\$760,989,092	5%	\$54,737,949	7%
Boulder	91	\$474,981,570	3%	\$44,791,035	5%
Colorado Springs	65	\$1,046,768,882	7%	\$36,847,070	5%
Fdn Files Outside CO	64	\$319,835,216	2%	\$28,483,548	3%
Fort Collins-Loveland	46	\$220,749,797	1%	\$19,288,461	2%
Greeley	20	\$206,292,076	1%	\$12,441,998	2%
Pueblo	17	\$34,115,830	0%	\$2,003,218	0%
Grand Junction	8	\$84,109,422	1%	\$6,382,780	1%
Total	1,057	\$14,812,874,100	100%	\$816,428,015	100%

Where Colorado Foundations Give in Colorado

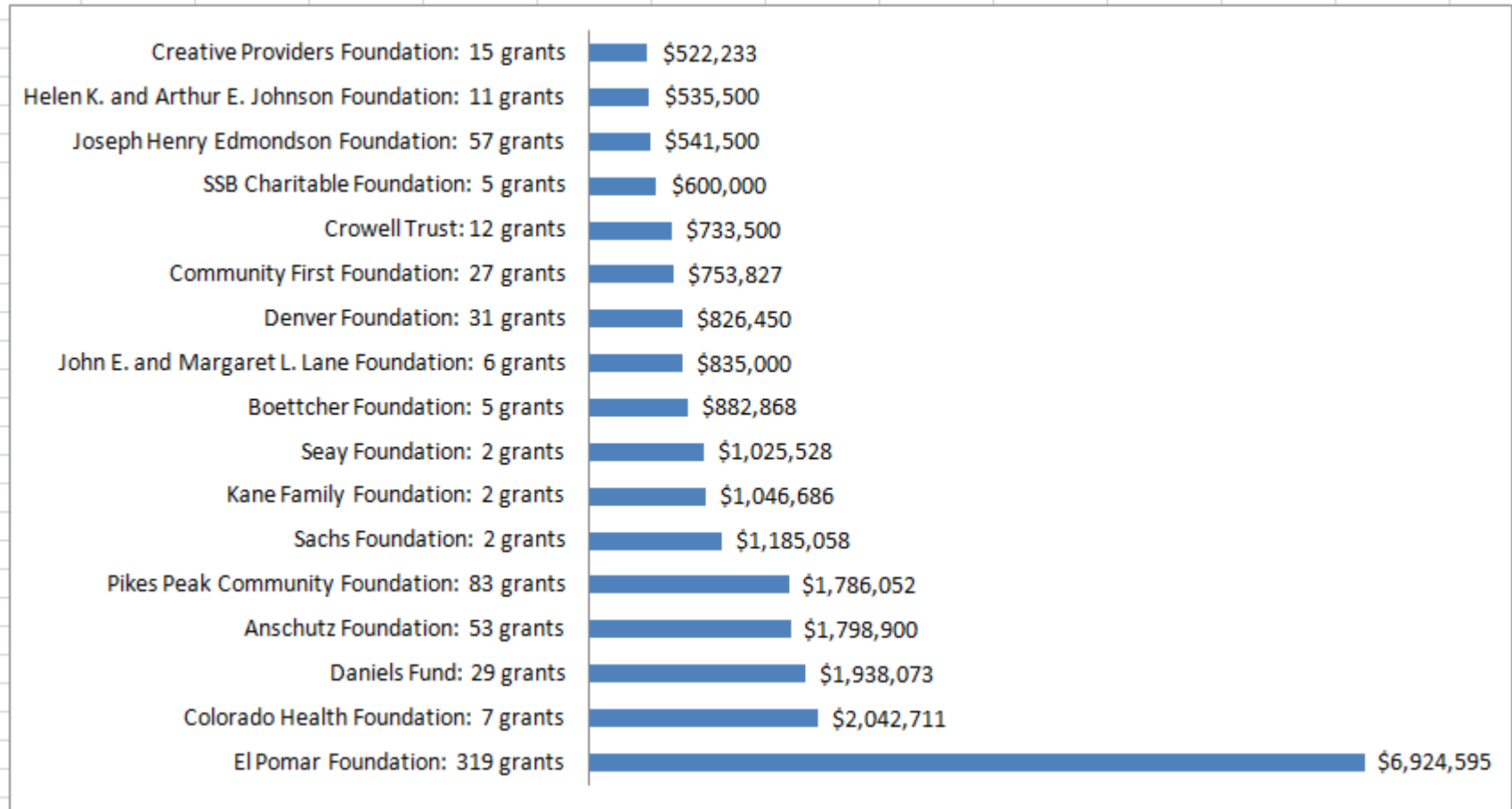


MSA	Population	Percent
Denver-Aurora-Lakewood	2,853,077	51%
Colorado Springs	712,327	13%
Rural	706,048	13%
Fort Collins-Loveland	339,993	6%
Boulder	322,226	6%
Greeley	294,932	5%
Pueblo	165,123	3%
Grand Junction	150,083	3%
	5,543,809	

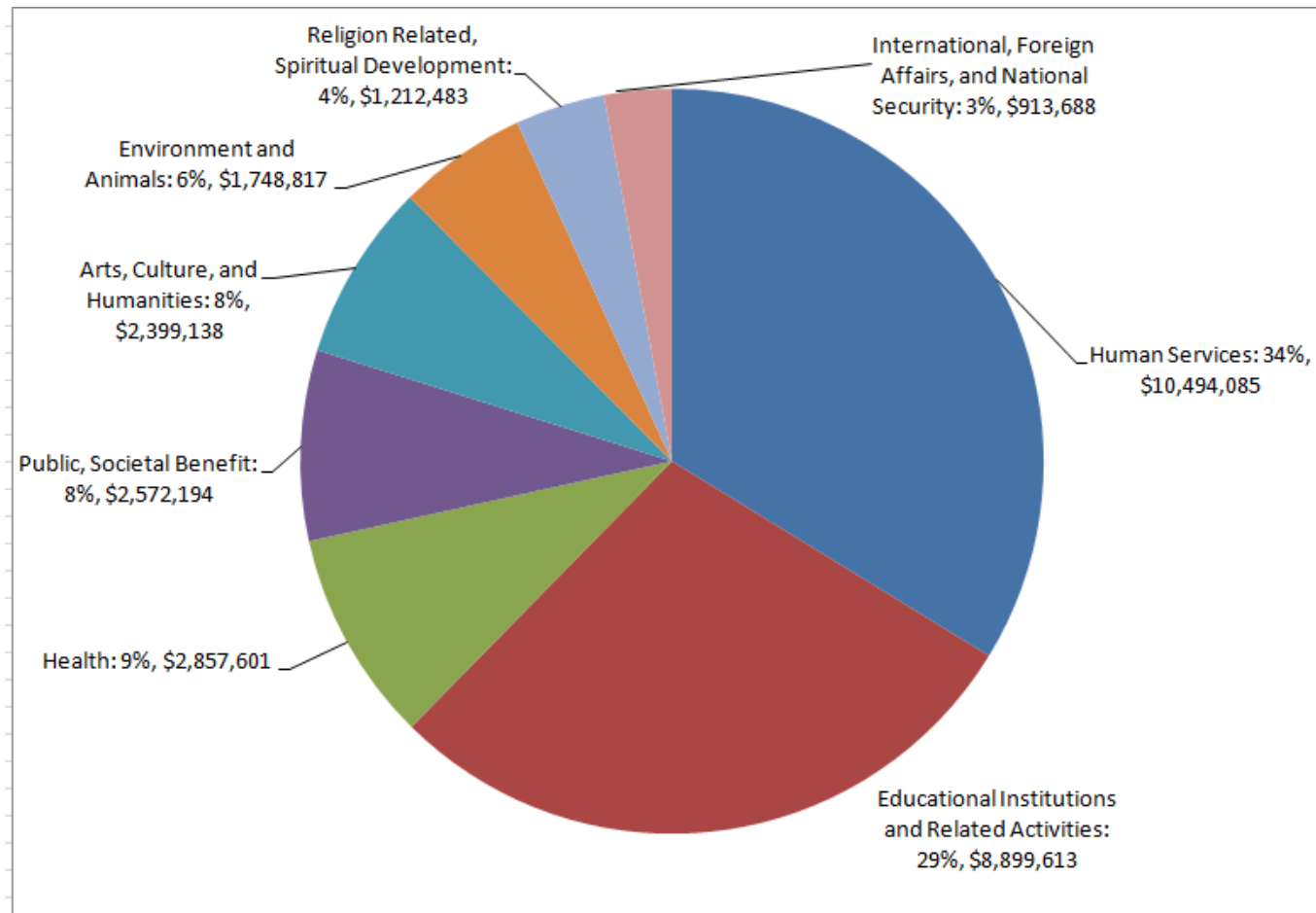
Societal Issues Addressed in Colorado



\$500,000+ Contributed in Colorado Springs

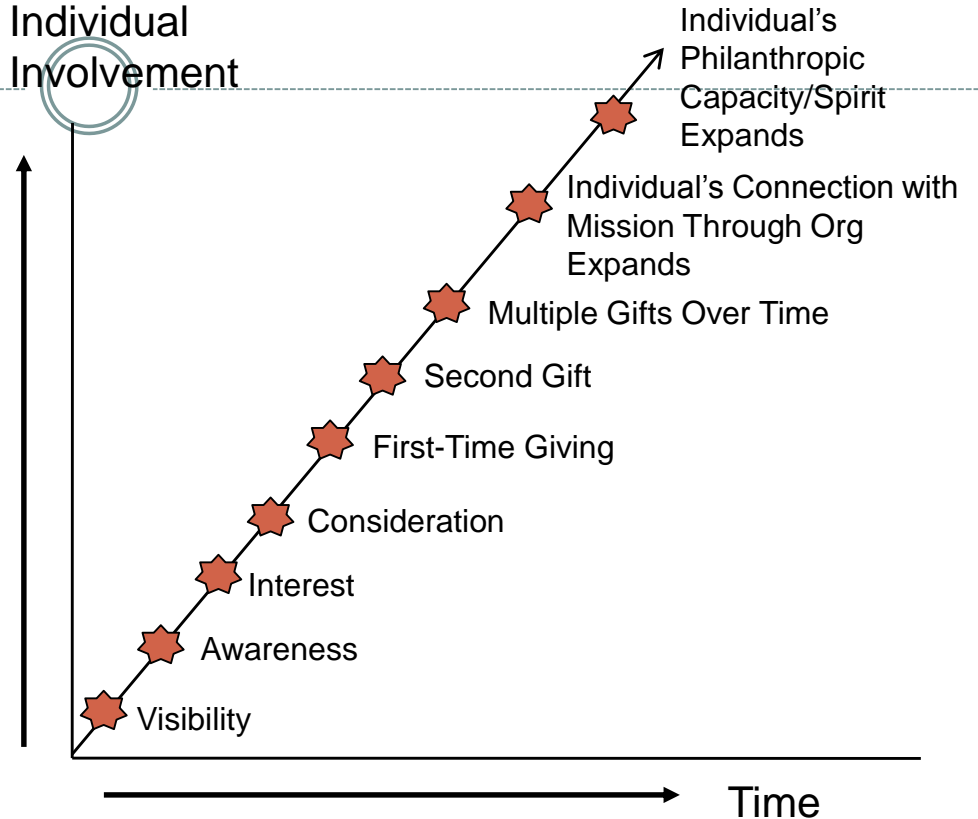


Societal Issues Addressed in Colorado Springs





Individual
Involvement



When individual donors are connected to organizations they will more likely give to a second time — because of a good experience — we simultaneously increase the odds for success in deepening philanthropy, civic engagement, and transformation. To foster a culture of generosity, it is crucial for individual donors to connect with trustworthy organizations.

“Life has taught us that **Love** does not consist of gazing at each other, but in looking outward **together** in the same direction.”

“Your task is not to foresee the future, but to enable it.”

~ *Antoine de Saint-Exupéry*

