

COLORADO

In 2014, 1,057 foundations in Colorado granted \$816,428,015. In comparison to 2011, there was an 11.2% increase in the dollars granted and a 24.3% increase in the assets of foundations across the state. The average grant size in 2014 was \$31,049.³

1

TOTAL NUMBER OF FOUNDATIONS

Table CO 1.1:
Total number of foundations in Colorado



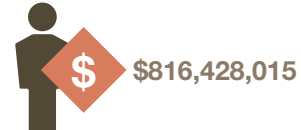
TOTAL ASSETS

Table CO 1.2:
Total amount of foundation assets in Colorado



TOTAL DOLLARS GRANTED

Table CO 1.3:
Total number of dollars granted in Colorado



TOTAL NUMBER OF GRANTS

Table CO 1.4:
Total number of Colorado grants⁴



AVERAGE GRANT SIZE

Table CO 1.5: Comparison of state to PSW members

The average grant size for PSW members:



The average grant size in the state:



2

TOTAL ASSETS OF THE TOP 20 FOUNDATIONS:

\$9,676,282,140 (in alphabetical order)

Table CO 2.1:

Foundation Name	City	State
Adolph Coors Foundation	Denver	CO
Anschutz Foundation	Denver	CO
Boettcher Foundation	Denver	CO
Colorado Health Foundation	Denver	CO
Colorado Trust	Denver	CO
Community First Foundation	Arvada	CO
Crowell Trust	Colorado Springs	CO
Daniels Fund	Denver	CO
Denver Foundation	Denver	CO
El Pomar Foundation	Colorado Springs	CO
Gates Family Foundation	Denver	CO
Gill Foundation	Denver	CO
Hadley and Marion Stuart Foundation	Longmont	CO
Helen K. and Arthur E. Johnson Foundation	Denver	CO
Malone Family Foundation	Englewood	CO
Malone Family Land Preservation Foundation	Englewood	CO
Morgridge Family Foundation	Wilmington	DE
Peierls Foundation	Golden	CO
Piton Investment Fund	Denver	CO
Temple Hoyne Buell Foundation	Denver	CO

TOTAL GRANTS PAID BY THE TOP 20 FOUNDATIONS:

\$467,665,468 (in alphabetical order)

Table CO 2.2:

Foundation Name	City	State
Anschutz Foundation	Denver	CO
Aspen Community Foundation	Aspen	CO
Avenir Foundation	Lakewood	CO
Boettcher Foundation	Denver	CO
Bohemian Foundation	Fort Collins	CO
Colorado Health Foundation	Denver	CO
Community First Foundation	Arvada	CO
Courtenay C. and Lucy Patten Davis Foundation	Denver	CO
Daniels Fund	Denver	CO
Denver Foundation	Denver	CO
El Pomar Foundation	Colorado Springs	CO
Gates Family Foundation	Denver	CO
George Lichter Family Foundation	Boulder	CO
Gill Foundation	Denver	CO
Hadley and Marion Stuart Foundation	Longmont	CO
Helen K. and Arthur E. Johnson Foundation	Denver	CO
Morgridge Family Foundation	Wilmington	DE
Piton Investment Fund	Denver	CO
Rose Community Foundation	Denver	CO
Temple Hoyne Buell Foundation	Denver	CO

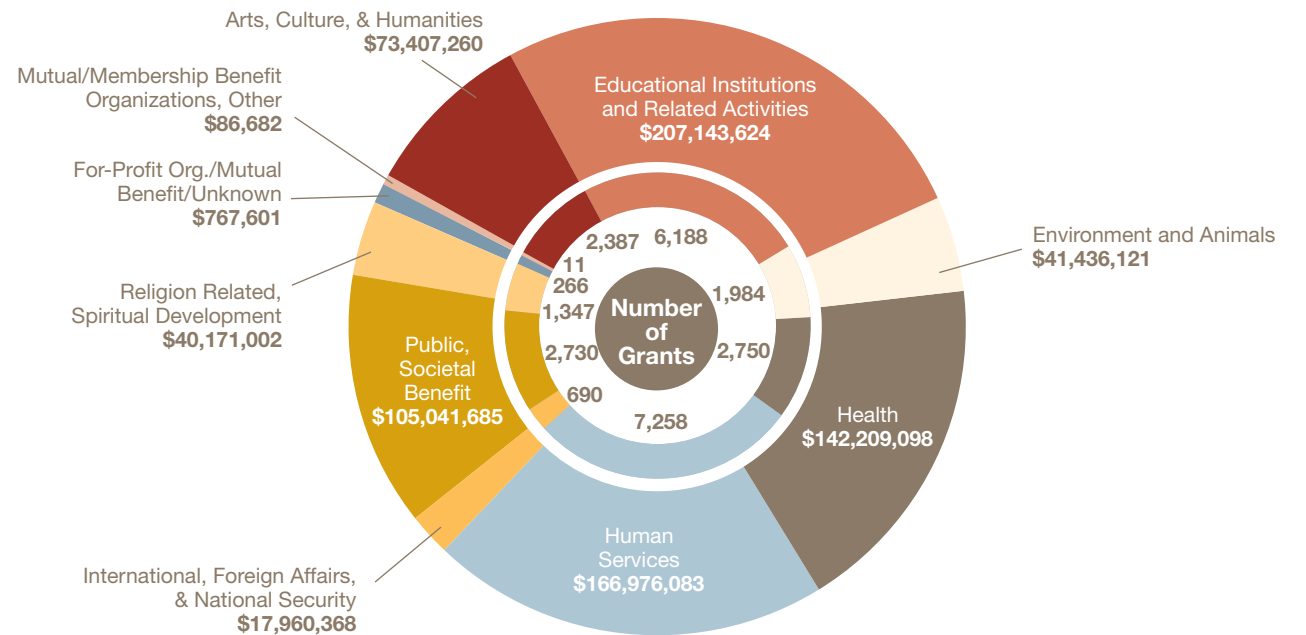
³ Researchers captured more than 138,000 grants paid by foundations in the data set, with a minimum grant size of \$1,000, totaling \$6.14 billion, or 97% of total contributions.

⁴ In Colorado, 25,611 grants were captured, which represents 97% of total grants paid by foundations headquartered in CO.

3

STATE ISSUE FOCUS BREAKDOWN

Table CO 3: Dollars granted and number of grants by area of interest



4

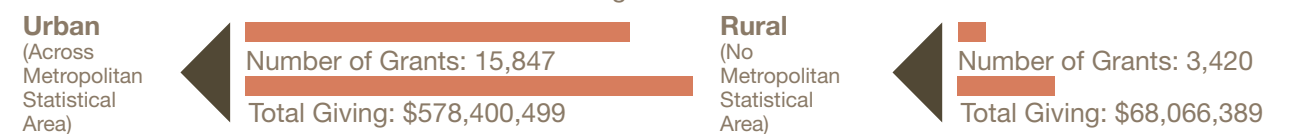
FOUNDATION GIVING BY RECIPIENT METRO AREA: Table CO 4: Dollar amount for each metro area

Metropolitan Area	# of Grants	Total Giving
Denver - Aurora - Lakewood	10,496	\$431,564,400
Boulder	1,673	\$55,907,581
Rural - No Metropolitan Statistical Area	3,420	\$68,066,389

Metropolitan Area	# of Grants	Total Giving
Colorado Springs	1,811	\$43,327,950
Fort Collins - Loveland	904	\$26,433,219
Grand Junction	301	\$8,123,912
Greeley	364	\$7,365,245
Pueblo	298	\$5,678,192

5

URBAN AND RURAL GIVING: Table CO 5: Giving to urban versus rural communities



6

GIVING IN AND OUT OF STATE, AND INTERNATIONALLY

Table CO 6.1: Grants given to each recipient area

Distribution of Grants	Number of Grants	Amount
In State	17,648	\$589,119,918
PSW States	1,064	\$25,841,554
Out of State	6,241	\$171,137,540
Outside US	56	\$1,277,154

GIVING TO SOUTHWEST MEMBER STATES

Table CO 6.2: Grants given to each recipient state

State	Number of Grants	Amount
AR	34	\$371,743
AZ	202	\$3,937,095
NM	159	\$7,535,855
NV	51	\$755,930
OK	194	\$3,246,703
TX	424	\$9,994,228
Total	1,064	\$25,841,554