



The Future of Conservation

Texas is Diverse

Species

- Invertebrates ~30,000
- Reptiles/Amphibians 213
- Birds 641
- Mammals 174
- Plants ~ 5,200




Texas has an Invasive Species Problem

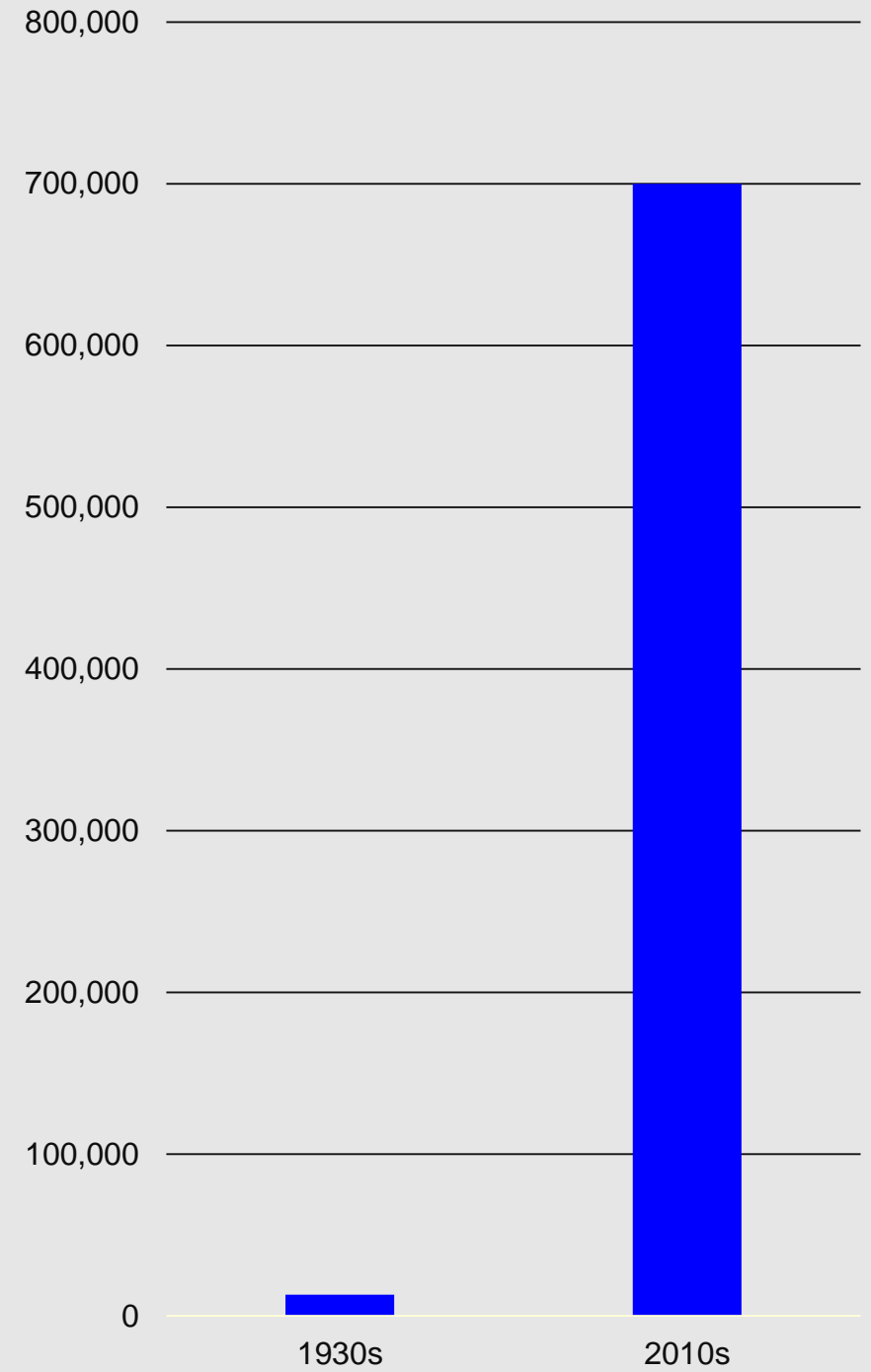
	# Species
• Invertebrates	??
• Reptiles/Amphibians	6
• Birds	6
• Mammals	100-125
• Plants	~ 820



Rocky Mt. Elk U.S. Population Estimate




Pronghorn U.S. Population Estimat



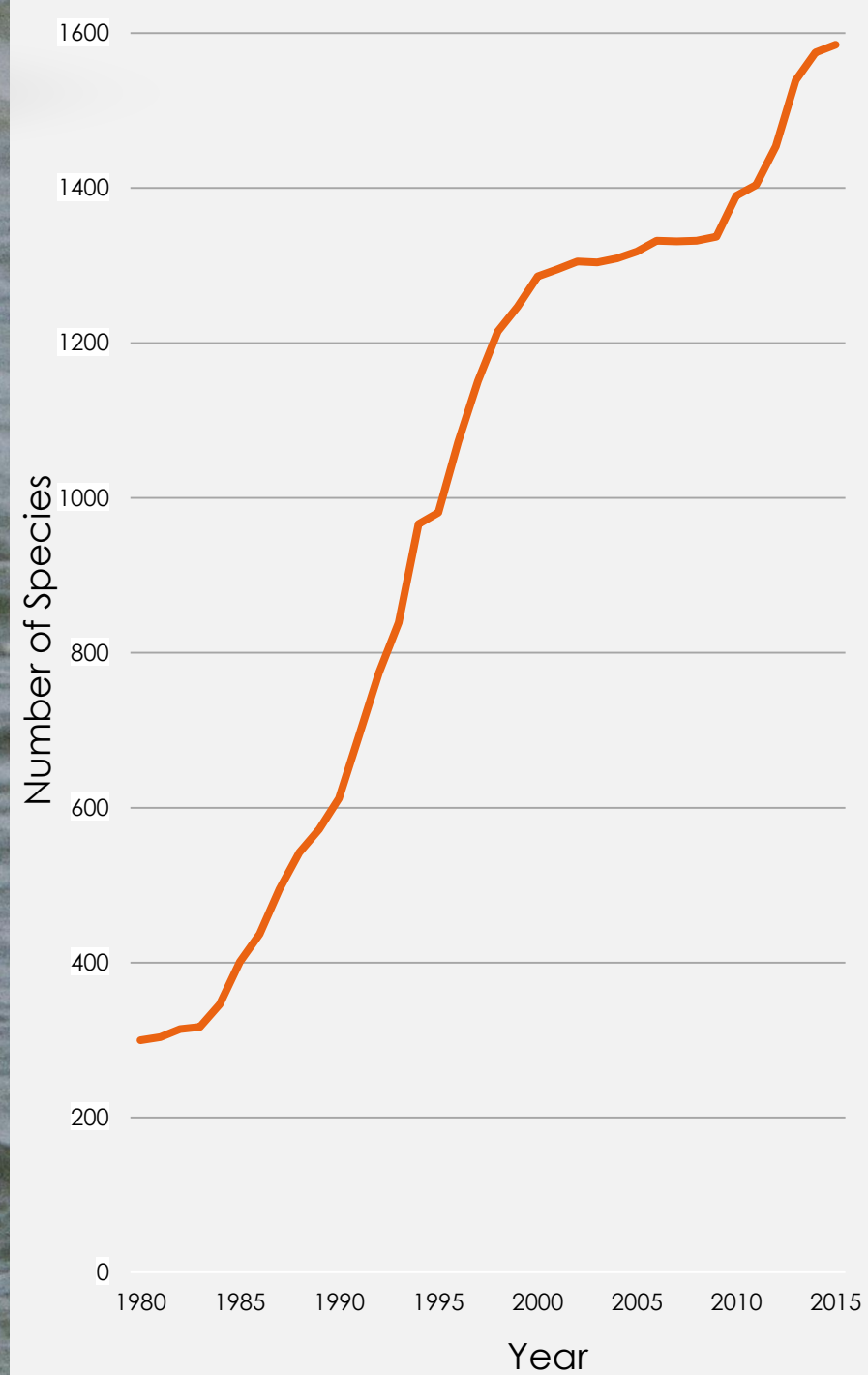
Wild Turkey U.S. Population Estimate



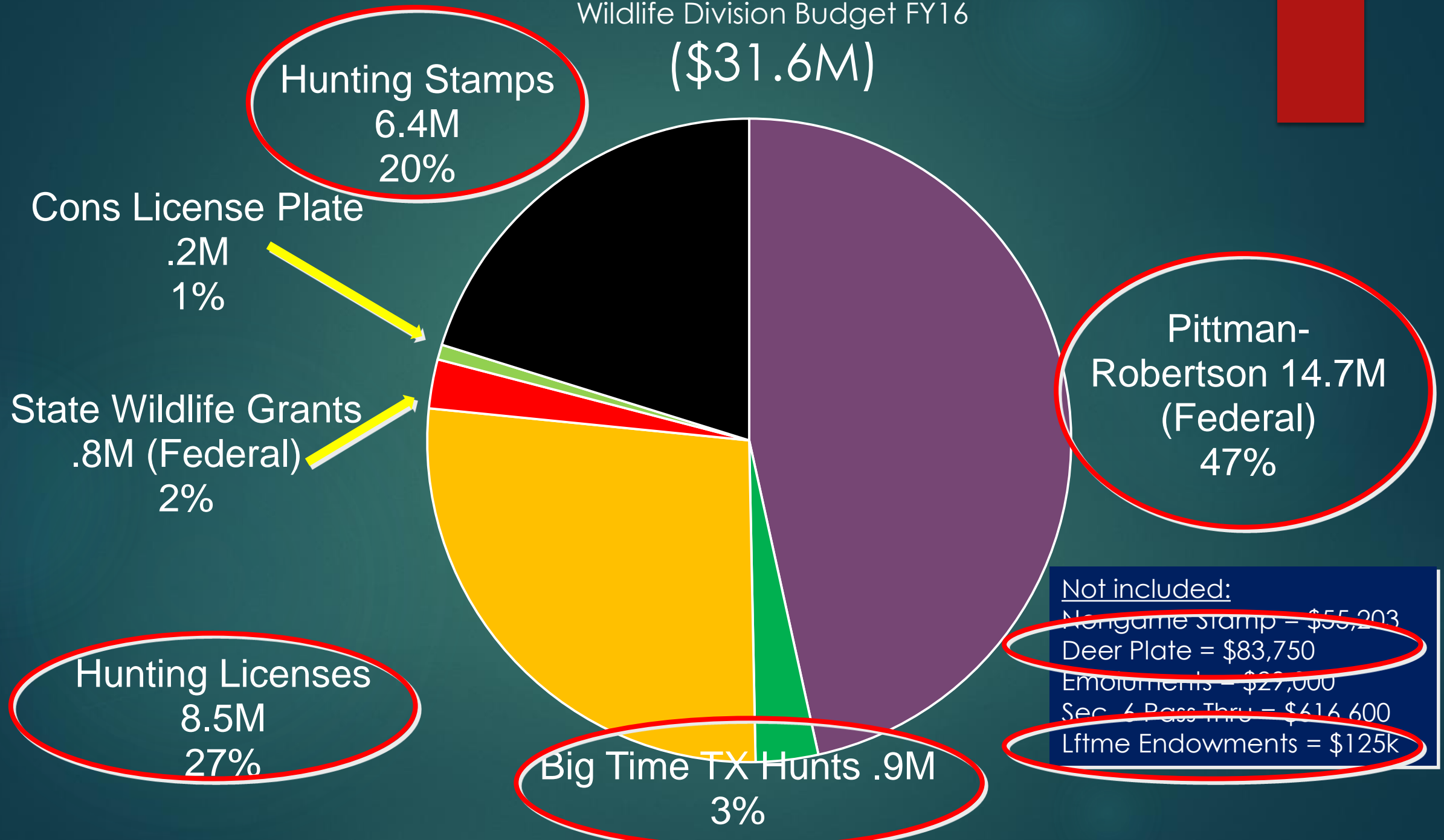
U.S. White-tailed Deer Population Estimate




Number of U.S. Listed Species



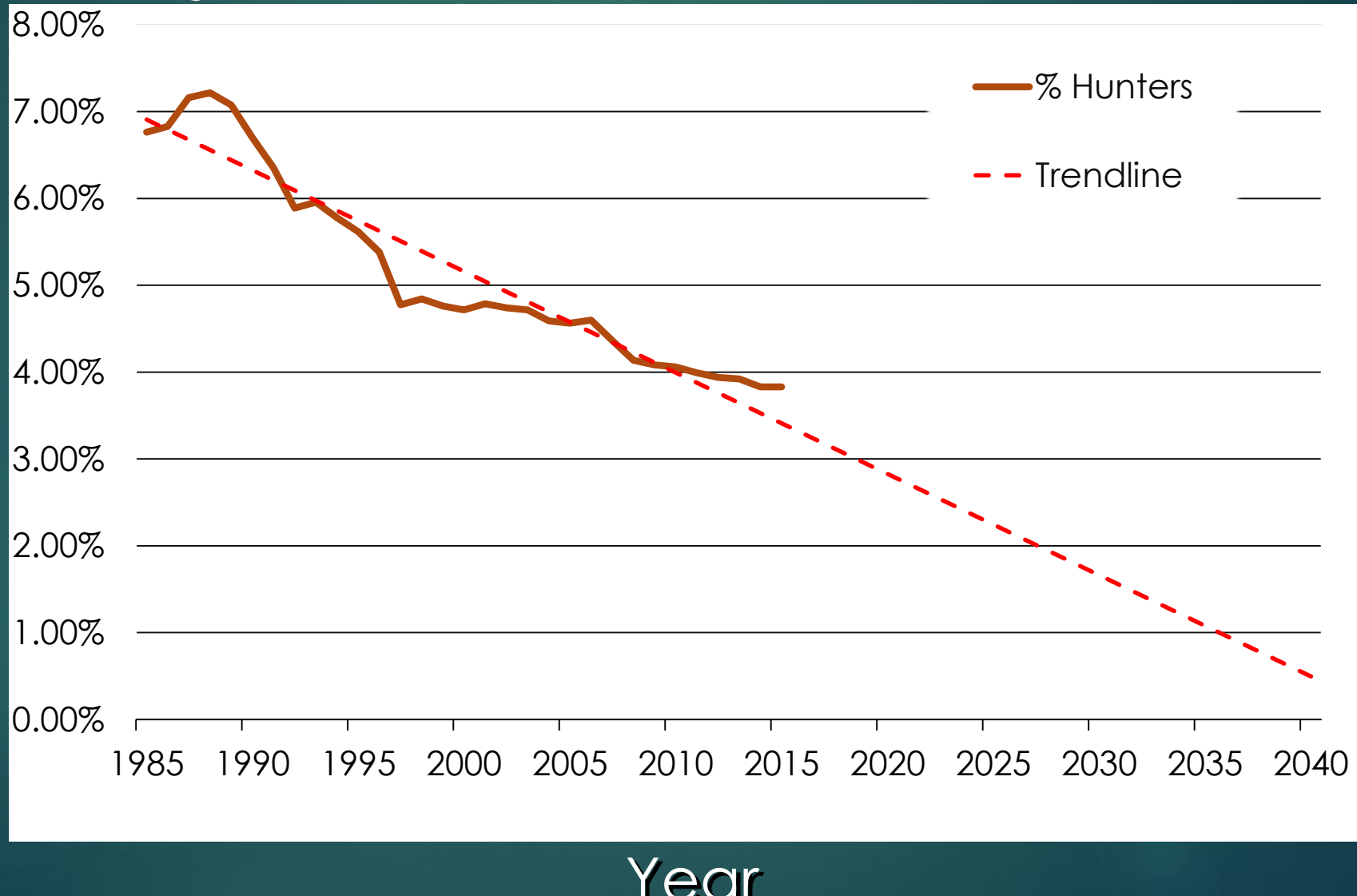
Wildlife Division Budget FY16
(\$31.6M)




Wildlife Division Budget FY16 (\$31.6M)



Percent of TX Population with Hunting License Projected to 2040



Blue Ribbon Panel on Sustaining America's Diverse Fish & Wildlife Resources



John Morris
Owner/CEO Bass Pro Shops

- 24 member panel
- Charge: Recommend a mechanism to **sustainably fund the conservation of ALL fish and wildlife**



Dave Freudenthal
Former Gov. of Wyoming

BRP Members (Wildlife NGO)

- Glenn Olson – National Audubon Society
- Collin O'Mara – National Wildlife Federation
- Margaret O'Gorman – Wildlife Habitat Council
- Jeff Trandahl – National Fish and Wildlife Foundation
- Bob Ziehmer – Missouri Dept. of Conservation
- Jim Faulstich – Partners for Conservation
- John Fitzpatrick – Cornell Lab of Ornithology
- Stephen Kellert – Yale School of Forestry

BRP Members (Sporting Groups)

- Mike Nussman – American Sportfishing Assoc.
- Steve Sanetti – Nat. Shooting Sports Found.
- Jeff Crane – Congressional Sportsman's Found.
- John Doerr – Pure Fishing Inc.
- John Tomke – Wildlife and Hunting Heritage Cons. Coun.
- Steve Williams – Wildlife Management Institute
- Richard Childress – National Rifle Association
- Connie Parker – Theo. Roosevelt Cons. Partnership
- Charlie Potter – Max McGraw Wildlife Foundation
- Rebecca Humphries – Nat. Wild Turkey Foundation
- John Newman – Ducks Unlimited

BRP Members (Industry)

- Bruce Culpepper – Shell Americas (O&G)
- Greg Hill – Hess Corporation (O&G)
- Kevin Butt – Toyota
- James Walker – American Wind and Wildlife Institute
- Jennifer Mull – Outdoor Industry Association

Blue Ribbon Panel Final Recommendation (March 2016)

RECOMMENDATION 1

Congress dedicate up to \$1.3 billion annually in existing revenue from the development of energy and mineral resources on federal lands and waters to the Wildlife Conservation Restoration Program (16 U.S.C. 669b(a)).

Recovering America's Wildlife Act (HR 5650)



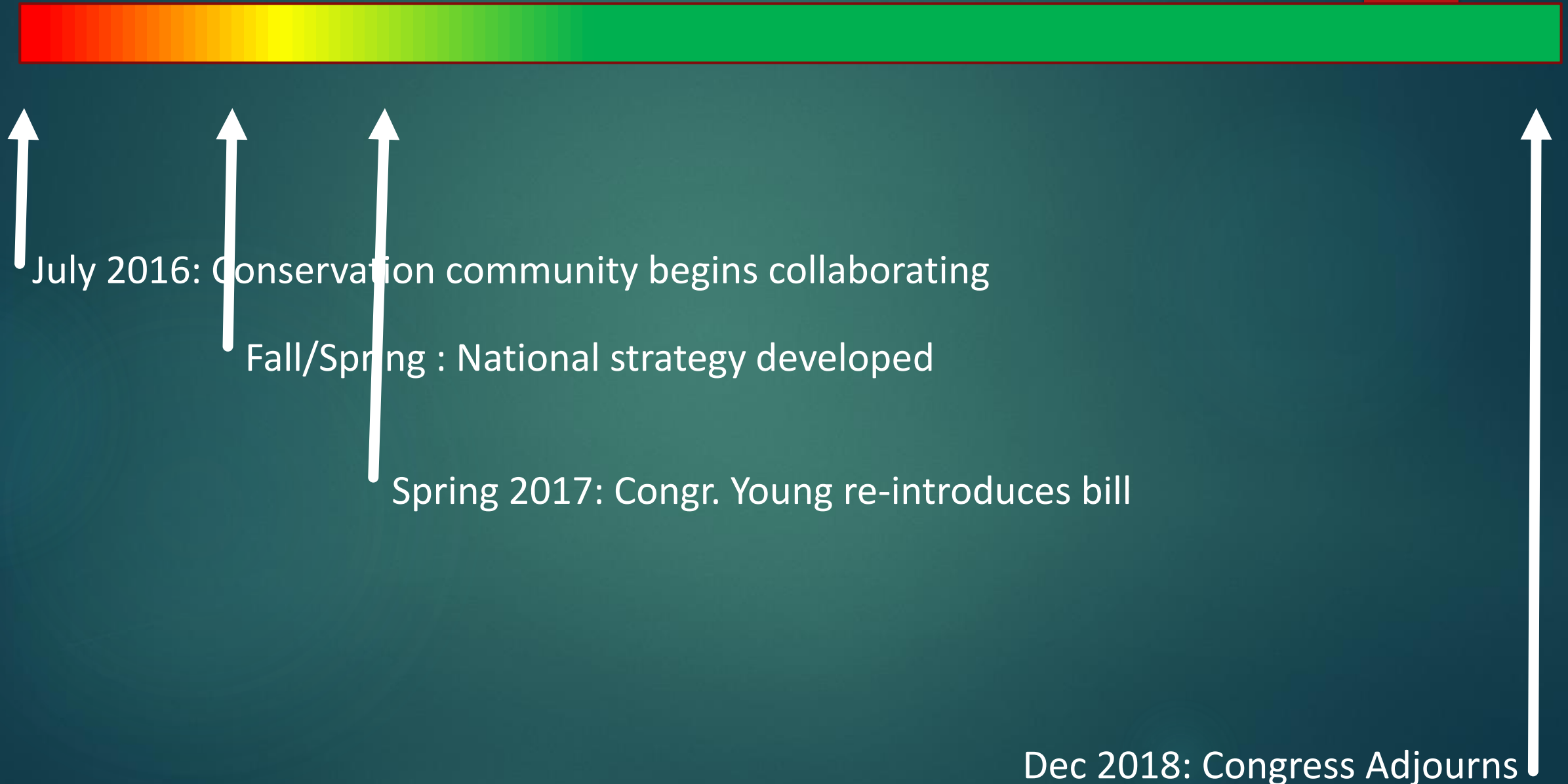
- ▶ Introduced July 2016 by Cong. Young (R-AK)
- ▶ Allocates up to \$1.3B annually from existing revenues into Wildlife Conservation Restoration Program
- ▶ Dedicated to implement State Wildlife Action Plans to fund SGCN
- ▶ Texas could receive \$50-64M annually

Recovering America's Wildlife Act (HR 5650) Introduced July 2016



- ▶ Debbie Dingell (D-MI)
- ▶ Jeff Fortenberry (R-NE)
- ▶ Mike Thompson (D-CA)
- ▶ Elise M. Stefanik (R-NY)
- ▶ Suzan K. DelBene (D-WA)
- ▶ Christopher P Gibson (R-NY)
- ▶ Adam Schiff (D-CA)
- ▶ Peter DeFazio (D-OR)
- ▶ Alan Lowenthal (D-CA)
- ▶ Jeff Miller (R-FL)
- ▶ Madeleine Bordallo (D-GU)
- ▶ Patrick Meehan (R-PA)
- ▶ Gene Green (D-TX)
- ▶ Ron Kind (D-WI)

Timeline



TPWD Plans


- Internal and external outreach
 - Speaking tours
 - Cultivate partners
 - Build funding model with community
- Communicate impact of funding

What you can do to help

- Talk to your networks
- Get me in front of other groups
- Support the Coalition
- Activate your networks



The Future of Conservation



Revenue Source for HR 5650

Natural Resource <i>(Federal Lands)</i>	CY 2013 Resource Royalties	CY 2013 Rent Revenue	CY 2013 Other Revenue	CY 2013 Bonus Revenue	TOTAL
Oil & Gas <i>Onshore</i>	\$2,820,555,839.91	\$39,218,862.55	\$14,721,589.40	\$181,454,320.25	\$3.0 billion
Oil & Gas <i>Offshore</i>	\$6,185,601,097.99	\$244,796,659.18	\$28,118,890.46	\$1,432,958,457.00	\$7.89 billion
Coal	\$667,682,681.48	\$1,163,029.01	\$3,935,191.85	\$460,039,881.79	\$1.1 billion
Geothermal <i>California, Nevada, Utah</i>	\$12,340,958.16	\$2,587,597.00	\$13,180.33	\$96,344.00	\$0.015 billion
Wind <i>Offshore North & Mid- Atlantic</i>	---	\$1,106,665.92	---	\$4,713,568.50	\$5,820,234.42
Other Commodities <i>Onshore, Offshore</i>	159,846,745.18	114,915.00	640,272.53	504,944.00	\$0.161 billion
TOTAL	\$9.8 billion	\$.288 billion	\$0.047billion	\$2.07 billion	\$12.2 billion